9051 Mira Mesa Blvd, #910094
San Diego, CA 92191
Tel: 760-390-3989

# Rabbit IgG (5B2) Mouse mAb

ABZ4196

## Product Overview

| | |
|---|---|
| **Name** | Rabbit IgG (5B2) Mouse mAb |
| **Host Species** | Mouse |
| **Clonality** | Monoclonal |
| **Isotype** | IgG1 |
| **Species Reactivity** | Rabbit |
| **Calculated MW** | Calculated MW: 55,25 kDa; Observed MW: 55,25 kDa |
| **Recommended Dilution** | WB-1:500-1:1000; ELISA-1:10000 |

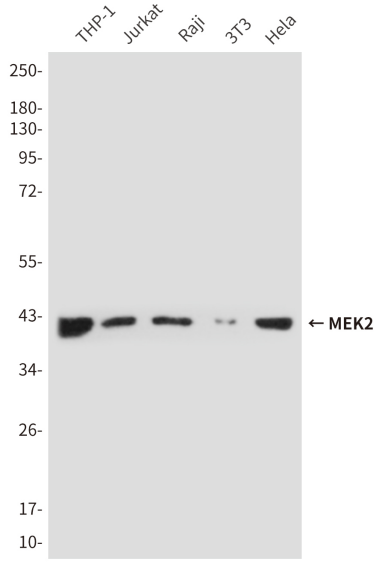


Western blot analysis of MEK2 in THP-1, Jurkat, Raji, 3T3 and Hela lysates using MEK2 antibody, then incubated with 201069(Rabbit IgG mAb).Anti-mouse IgG, HRPlinked antibody was used for detecting.

9051 Mira Mesa Blvd, #910094
San Diego, CA 92191
Tel: 760-390-3989

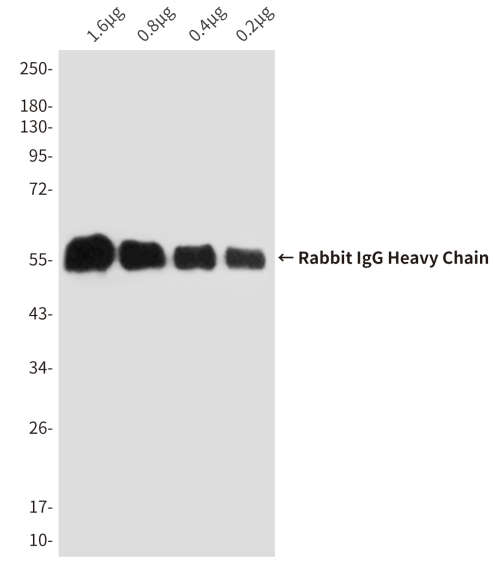


Western blot analysis of Rabbit IgG (5B2) in decreasing concentrations of total rabbit IgG reduced and denatured in 2X SDS loading buffer with DTT using IgG (HeavyChain Specific)antibody.

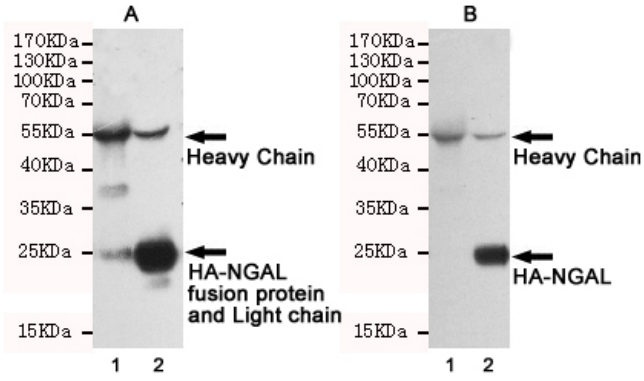


Immunoprecipitation analysis of Rabbit IgG (5B2) in CHO-K1 lysates transfected with HAtagged NGAL using HATag antibody (lane 2). Lane 1 contains rabbit IgG IP control lysates. All lanes are probed with HATag antibody as the primary antibody. Panel A incubated with secondary antibodies anti-rabbit whole IgG, HRPlinked antibody for detecting.Panel B incubated with anti-rabbit IgG (HeavyChain Specific) mAb and the Anti-mouse whole IgG, HRPlinked antibody was used for detecting.