9051 Mira Mesa Blvd, #910094
San Diego, CA 92191
Tel: 760-390-3989

GST3 / GST pi Mouse mAb

ABZ4213

Product Overview

Name	GST3 / GST pi Mouse mAb
Accession(Primary)	P09211
Host Species	Mouse
Clonality	Monoclonal
Isotype	IgG1
Species Reactivity	Human
Calculated MW	Calculated MW: 23 kDa; Observed MW: 23 kDa
Recommended Dilution	WB-1:500-1:1000; IHC-1:50-1:100; IF-1:50-1:200; FC-1:50-1:100

Target information (P09211)

Gene Name	GSTP1
About Gene Symbol	GSTP1 (Glutathione S-Transferase Pi 1) is a biosynthetic enzyme involved in cellular metabolism. It is an important research target in hearing loss and is widely studied to elucidate cellular mechanisms and identify therapeutic targets.

9051 Mira Mesa Blvd, #910094
San Diego, CA 92191
Tel: 760-390-3989

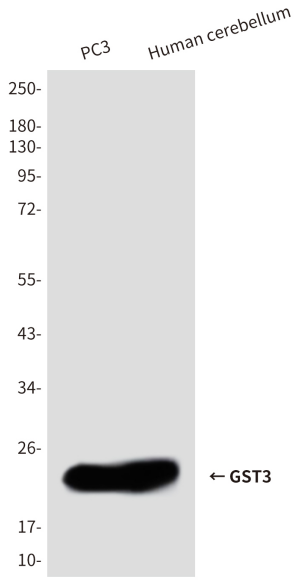

Western blot analysis of GST3 (9D4) in PC-3 and Human cerebellum lysates using GST3 (9D4) antibody.

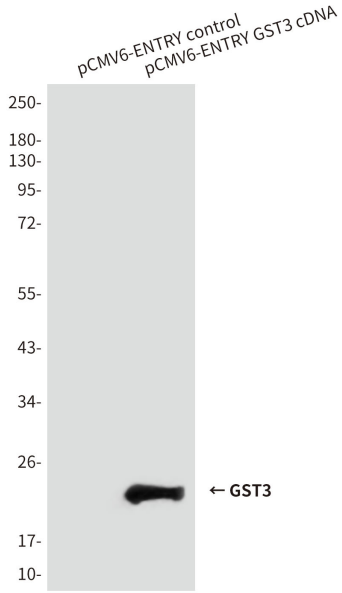

Western blot analysis of GST3 (9D4) in HEK293T transfected with the pCMV6ENTRY control (1) and pCMV6ENTRY GSTP1 cDNA (2) using GST3 (9D4) antibody

9051 Mira Mesa Blvd, #910094
San Diego, CA 92191
Tel: 760-390-3989

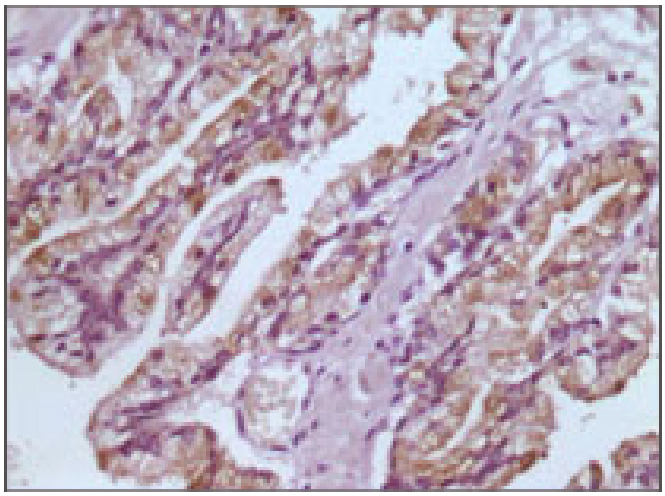

Immunohistochemistry analysis of paraffin-embedded Human prostate tissues using GSTP1 antibody with DAB staining.High-pressure and temperature Sodium Citrate pH 6.0 was used for antigen retrieval.

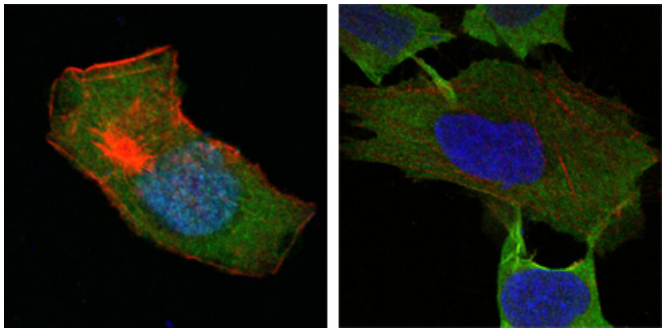

Immunofluorescence analysis of GST3 (9D4) in Confocal HepG2 (left) and L02 (right) using GST3 (9D4) antibody(green). Red: Actin filaments have been labeled with DY554 phalloidin. Blue: DRAQ5 fluorescent DNA dye.

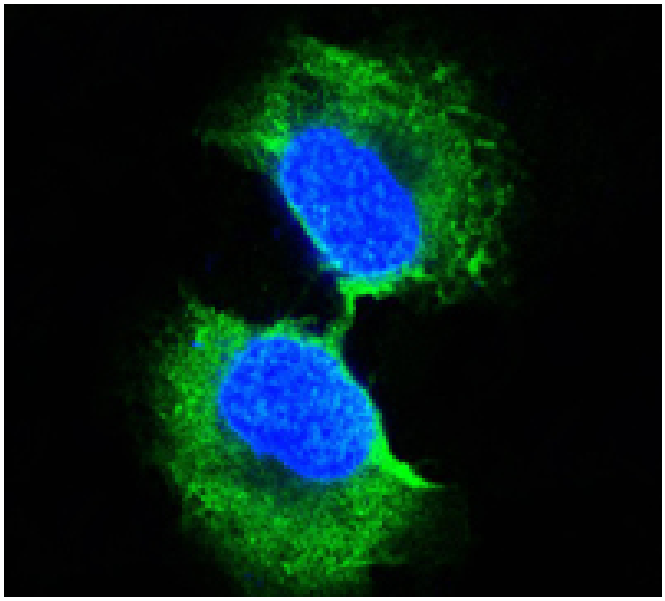

Immunofluorescence analysis of GST3 in PC-3 using GSTP1 antibody (green). Blue: DRAQ5 fluorescent DNA dye.

9051 Mira Mesa Blvd, #910094
San Diego, CA 92191
Tel: 760-390-3989

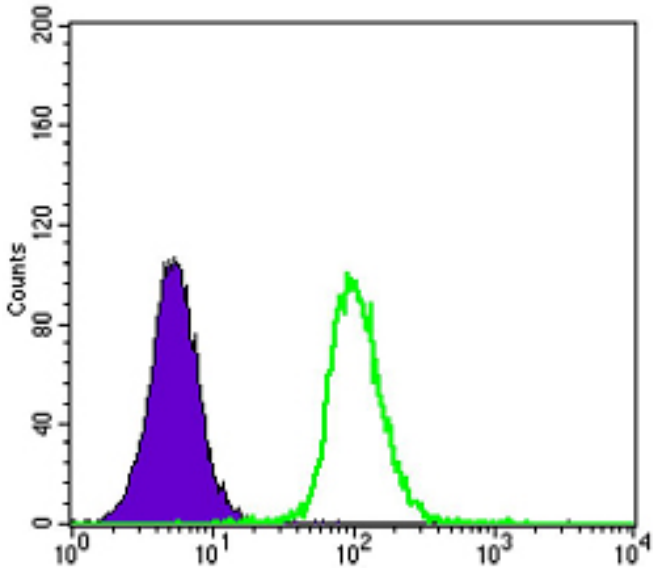

Flow cytometry analysis of K562 stained with GSTP1 antibody (green) and negative control (purple).