9051 Mira Mesa Blvd, #910094
San Diego, CA 92191
Tel: 760-390-3989

GRP78 BiP (9C7) Mouse mAb

ABZ4231

Product Overview

Name	GRP78 BiP (9C7) Mouse mAb
Accession(Primary)	P11021
Host Species	Mouse
Clonality	Monoclonal
Isotype	IgG1
Species Reactivity	Human, Rat
Calculated MW	Calculated MW: 72 kDa; Observed MW: 78 kDa
Recommended Dilution	WB-1:500-1:1000; IHC-1:50-1:100

Target information (P11021)

Gene Name	HSPA5
About Gene Symbol	HSPA5 (Heat Shock Protein Family A (Hsp70) Member 5) is a molecular chaperone involved in cellular metabolism. It is an important research target in metabolic disease, cancer metabolism, and drug discovery and is widely studied to elucidate cellular mecha

9051 Mira Mesa Blvd, #910094
San Diego, CA 92191
Tel: 760-390-3989

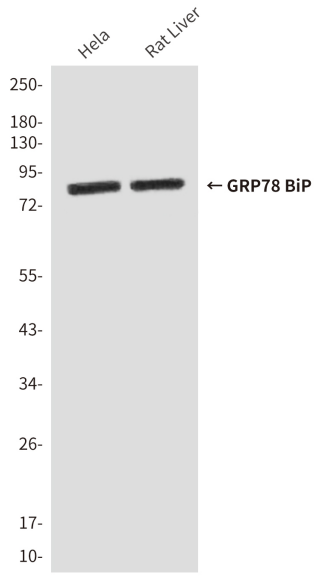

Western blot analysis of GRP78 BiP (9C7)in Hela, rat Liver lysates using GRP78/Bip antibody.

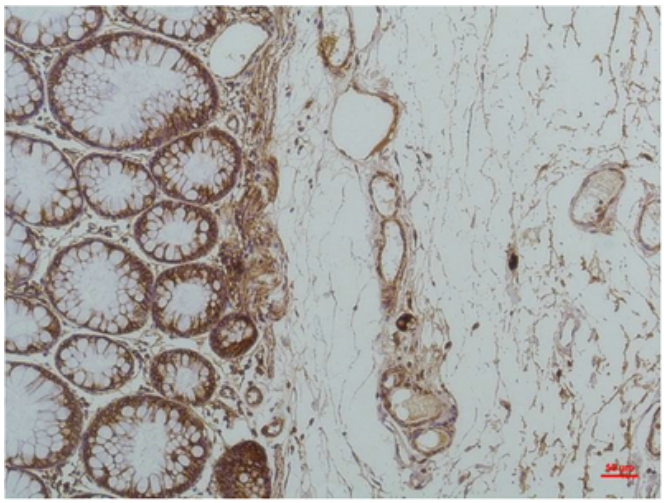

Immunohistochemistry analysis of paraffin-embedded Human Colon Caricnoma using GRP78/Bip antibody.High-pressure and temperature Sodium Citrate pH 6.0 was used for antigen retrieval.

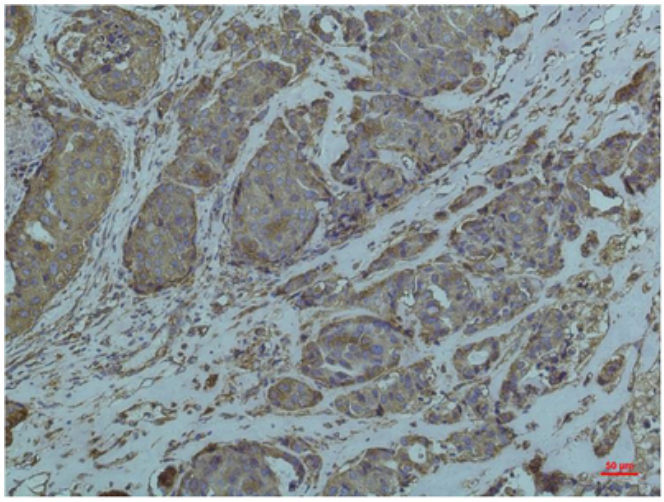

Immunohistochemistry analysis of paraffin-embedded Human Breast Caricnoma using GRP78/Bip antibody. High-pressure and temperature Sodium Citrate pH 6.0 was used for antigen retrieval.

9051 Mira Mesa Blvd, #910094
San Diego, CA 92191
Tel: 760-390-3989

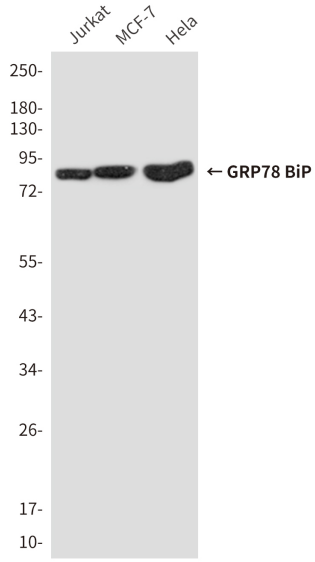

Western blot analysis of GRP78 BiP in Jurkat, MCF-7, Hela lysates using GRP78 BiP (9C7) antibody

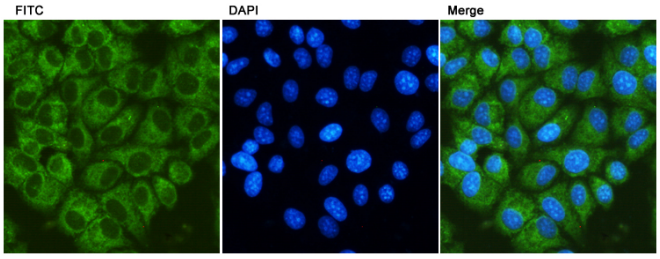

Immunocytochemistry analysis of GRP78 BiP in HeLa using Bip/GRP78 (9C7) antibody.

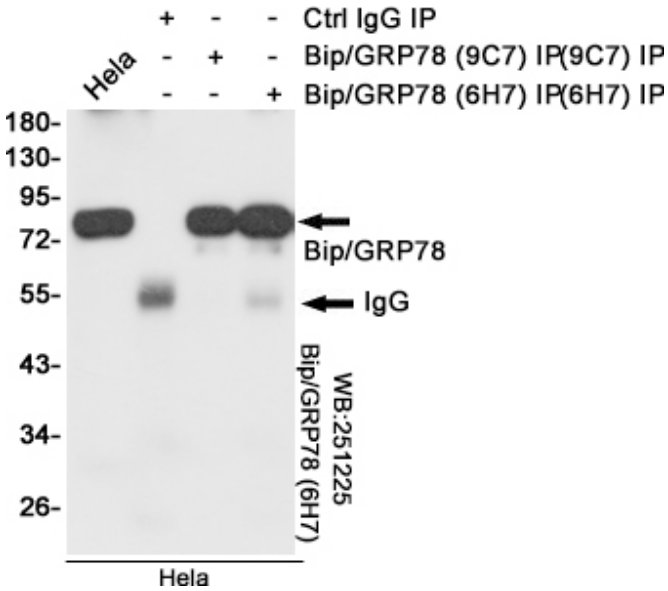

Immunoprecipitation analysis of GRP78 BiP in Hela lysates using Bip/GRP78 (9C7) antidody.