9051 Mira Mesa Blvd, #910094
San Diego, CA 92191
Tel: 760-390-3989

GRP78 BiP (6H7) Mouse mAb

ABZ4232

Product Overview

Name	GRP78 BiP (6H7) Mouse mAb
Accession(Primary)	P11021
Host Species	Mouse
Clonality	Monoclonal
Isotype	IgG1
Species Reactivity	Human, Mouse, Rat
Calculated MW	Calculated MW: 72 kDa; Observed MW: 78 kDa
Recommended Dilution	WB-1:500-1:1000; IHC-1:50-1:100

Target information (P11021)

Gene Name	HSPA5
About Gene Symbol	HSPA5 (Heat Shock Protein Family A (Hsp70) Member 5) is a molecular chaperone involved in cellular metabolism. It is an important research target in metabolic disease, cancer metabolism, and drug discovery and is widely studied to elucidate cellular mecha

9051 Mira Mesa Blvd, #910094
San Diego, CA 92191
Tel: 760-390-3989

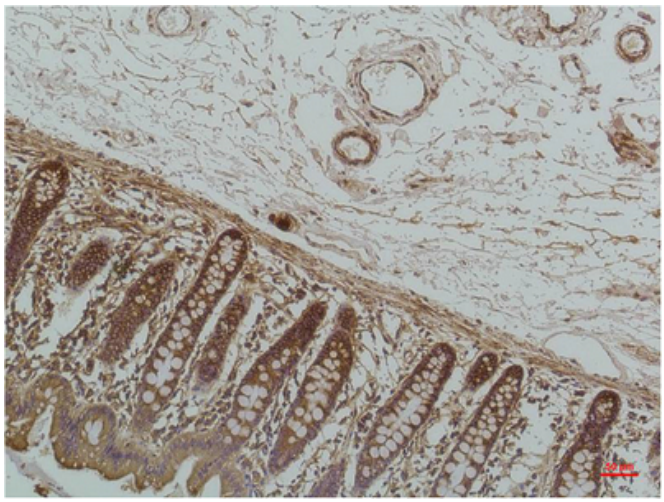

Immunohistochemistry analysis of paraffin-embedded Human Colon Caricnoma using GRP78 BiP (6H7) antibody.High-pressure and temperature Sodium Citrate pH 6.0 was used for antigen retrieval.

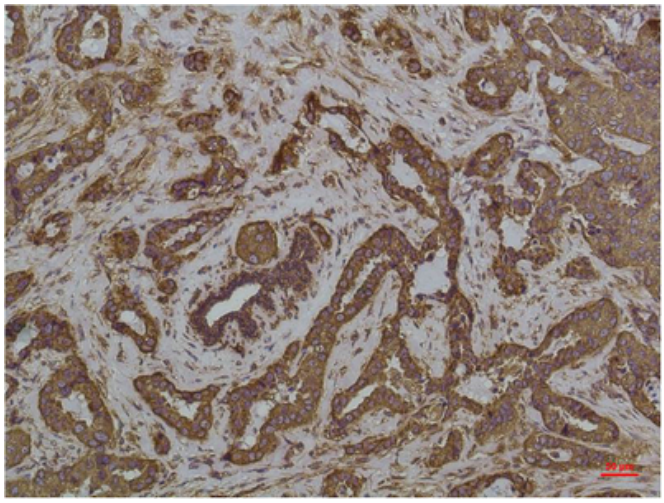

Immunohistochemical analysis of paraffin-embedded Human tonsils using GRP78 BiP (6H7) antibody.High-pressure and temperature Sodium Citrate pH 6.0 was used for antigen retrieval.

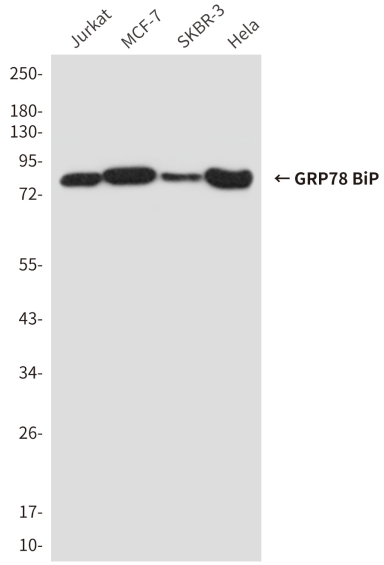

Western blot analysis of GRP78 BiP (6H7) in Jurkat, MCF-7, SKBR3, Hela lysates using GRP78 BiP (6H7) antibody

9051 Mira Mesa Blvd, #910094
San Diego, CA 92191
Tel: 760-390-3989

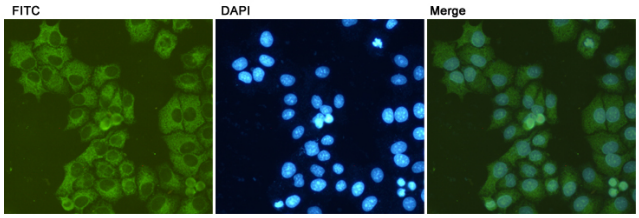

Immunocytochemistry analysis of GRP78 BiP in HeLa cells using GRP78 BiP (6H7) antibody.

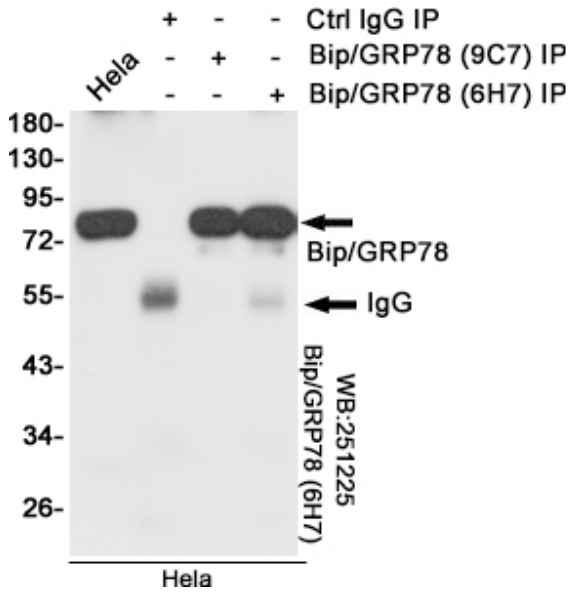

Immunoprecipitation analysis of GRP78 BiP in Hela lysates using BiGRP78 BiP (6H7) antibody.

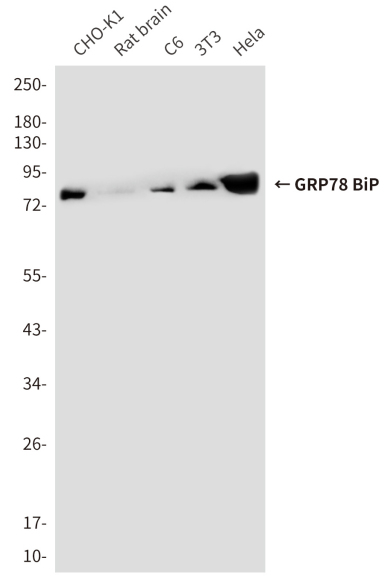

Western blot analysis of GRP78 BiP (6H7) in CHO-K1, rat brain, C6, 3T3, Hela lysates using GRP78 BiP (6H7) antibody