9051 Mira Mesa Blvd, #910094
San Diego, CA 92191
Tel: 760-390-3989

Cyclophilin B Mouse mAb

ABZ4234

Product Overview

Name	Cyclophilin B Mouse mAb
Accession(Primary)	P23284
Host Species	Mouse
Clonality	Monoclonal
Isotype	IgG1
Species Reactivity	Human, Mouse, Rat
Calculated MW	Calculated MW: 24 kDa; Observed MW: 24 kDa
Recommended Dilution	WB-1:500-1:1000; IHC-1:50-1:100

Target information (P23284)

Gene Name	PPIB
About Gene Symbol	PPIB (Peptidylprolyl Isomerase B) is a peptidylprolyl isomerase (cyclophilin) involved in cellular metabolism. It is an important research target in metabolic disease, cancer metabolism, and drug discovery and is widely studied to elucidate cellular mechanisms and identify therapeutic targets.

9051 Mira Mesa Blvd, #910094
San Diego, CA 92191
Tel: 760-390-3989

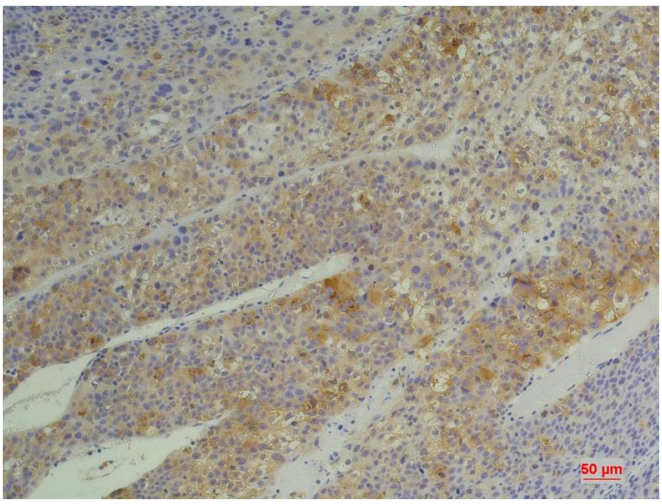

Immunohistochemistry analysis of paraffin-embedded Human Heptacarcinoma using Cyclophilin B (5F10) antibody.High-pressure and temperature Sodium Citrate pH 6.0 was used for antigen retrieval.

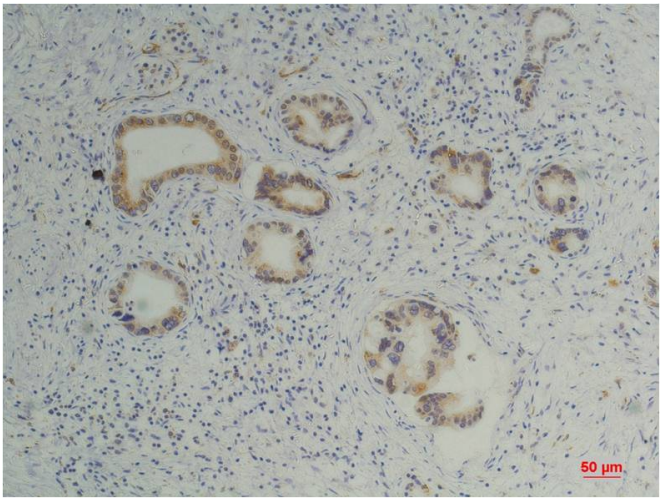

Immunohistochemical analysis of paraffin-embedded Human tonsils using Cyclophilin B (5F10) antibody.High-pressure and temperature Sodium Citrate pH 6.0 was used for antigen retrieval.

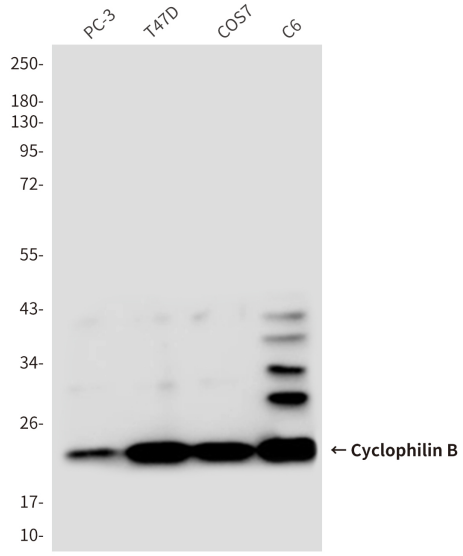

Western blot analysis of Cyclophilin B (5F10) in PC-3, T47D, COS7, C6 lysates using Cyclophilin B (5F10) antibody

9051 Mira Mesa Blvd, #910094
San Diego, CA 92191
Tel: 760-390-3989

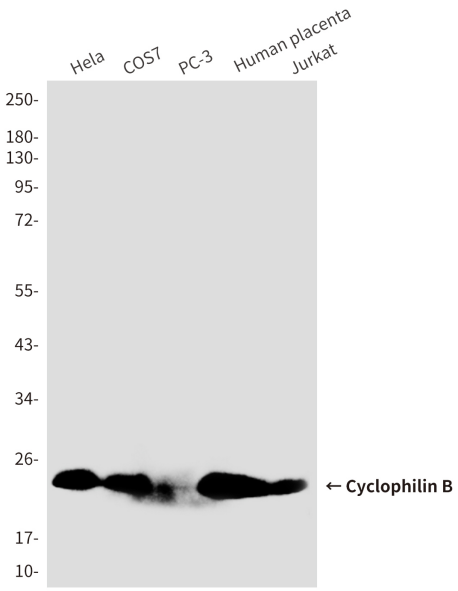

Western blot analysis of Cyclophilin B (5F10) in Hela, COS7, PC-3, Human placenta, Jurkat lysates using Cyclophilin B (5F10) antibody.