9051 Mira Mesa Blvd, #910094
San Diego, CA 92191
Tel: 760-390-3989

FH/Fumarase Mouse mAb

ABZ4259

Product Overview

Name	FH/Fumarase Mouse mAb
Accession(Primary)	P07954
Host Species	Mouse
Clonality	Monoclonal
Isotype	IgG1
Species Reactivity	Human, Mouse, Rat
Calculated MW	Calculated MW: 55 kDa; Observed MW: 50 kDa
Recommended Dilution	WB-1:500-1:1000; IHC-1:50-1:100; IF-1:50-1:200

Target information (P07954)

Gene Name	FH
About Gene Symbol	FH (FumaRate HydRatase) is a metabolic enzyme involved in cellular metabolism. It is an important research target in metabolic disease, cancer metabolism, and drug discovery and is widely studied to elucidate cellular mechanisms and identify therapeutic targets.

9051 Mira Mesa Blvd, #910094
San Diego, CA 92191
Tel: 760-390-3989

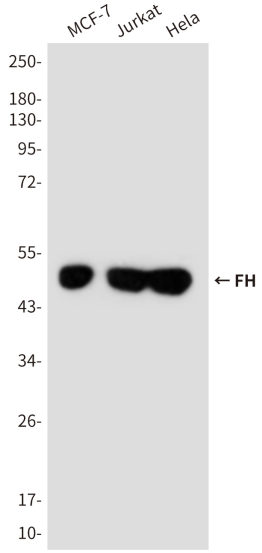

Western blot analysis of Fumarase in MCF-7, Jurkat and Hela lysates using Fumarase antibody.

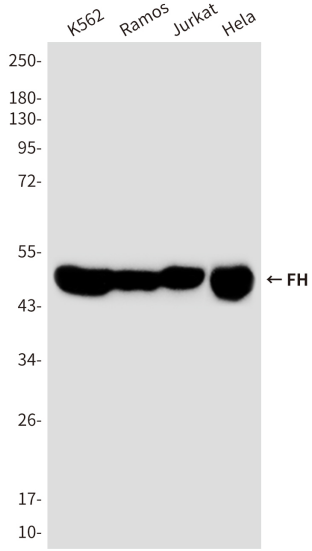

Western blot analysis of FH (9B1) in K562, Ramos, Jurkat, Hela lysates using Fumarase (9B1) antibody.

9051 Mira Mesa Blvd, #910094
San Diego, CA 92191
Tel: 760-390-3989

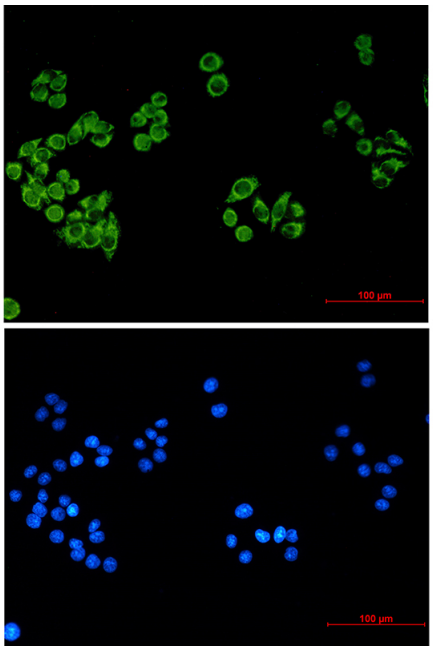

Immunocytochemistry analysis of FH/Fumarase (9B1) (green) in Hela using FH/Fumarase (9B1) antibody ,and DAPI(blue)

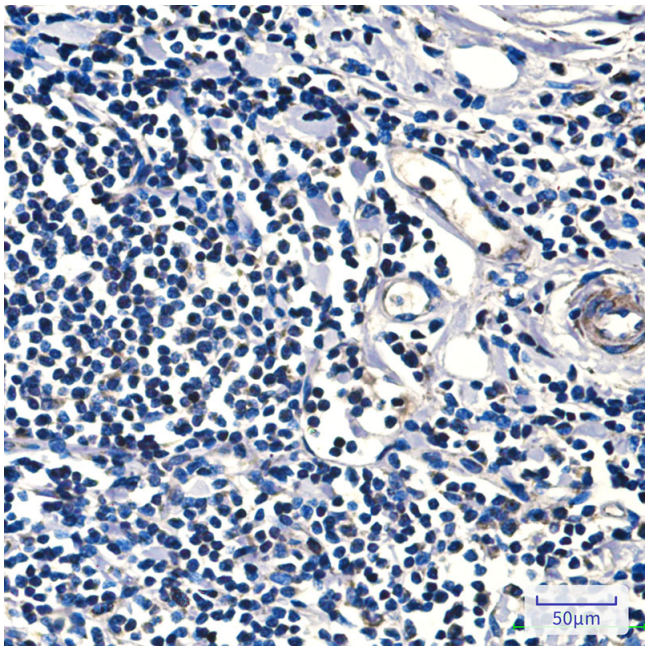

Immunohistochemistry analysis of paraffin-embedded Human tonsil tissue using FH/Fumarase (9B1) antibody.High-pressure and temperature Sodium Citrate pH 6.0 was used for antigen retrieval.