9051 Mira Mesa Blvd, #910094
San Diego, CA 92191
Tel: 760-390-3989

FH/Fumarase Mouse mAb

ABZ4260

Product Overview

Name	FH/Fumarase Mouse mAb
Accession(Primary)	P07954
Host Species	Mouse
Clonality	Monoclonal
Isotype	IgG1
Species Reactivity	Human, Mouse, Rat
Calculated MW	Calculated MW: 55 kDa; Observed MW: 50 kDa
Recommended Dilution	WB-1:500-1:1000; IF-1:50-1:200

Target information (P07954)

Gene Name	FH
About Gene Symbol	FH (FumaRate HydRatase) is a metabolic enzyme involved in cellular metabolism. It is an important research target in metabolic disease, cancer metabolism, and drug discovery and is widely studied to elucidate cellular mechanisms and identify therapeutic targets.

9051 Mira Mesa Blvd, #910094
San Diego, CA 92191
Tel: 760-390-3989

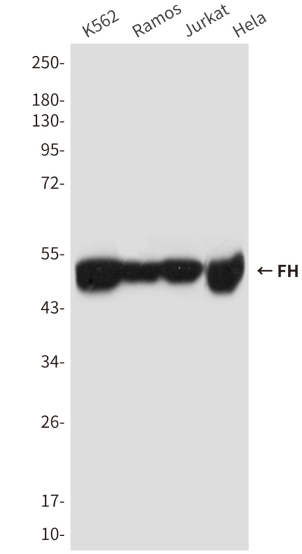

Western blot analysis of Fumarase in K562, Ramos, Jurkat, Hela lysates using Fumarase (2A3) antibody.

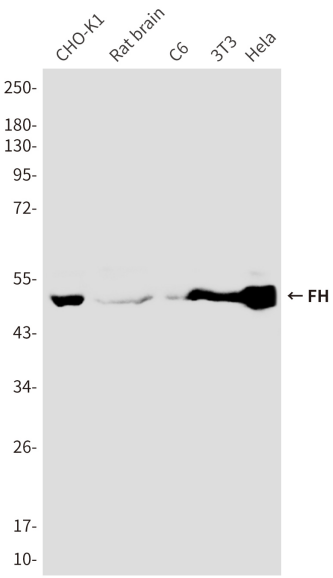

Western blot analysis of FH (2A3) in CHO-K1, rat brain, C6, 3T3, Hela lysates using Fumarase (2A3) antibody.

9051 Mira Mesa Blvd, #910094
San Diego, CA 92191
Tel: 760-390-3989

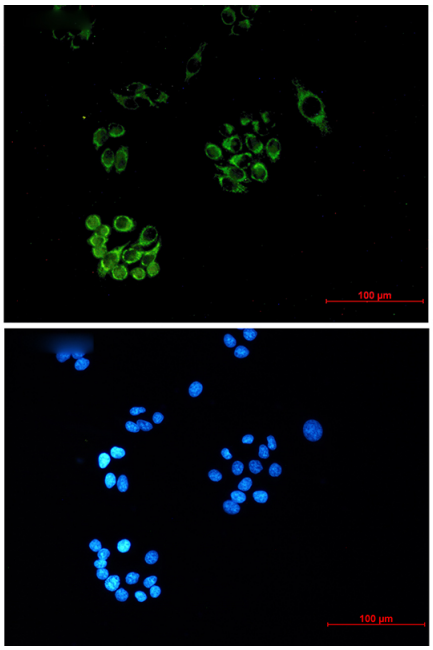

Immunocytochemistry analysis of FH/Fumarase (2A3) (green) in Hela using FH/Fumarase (2A3) antibody ,and DAPI(blue)