9051 Mira Mesa Blvd, #910094
San Diego, CA 92191
Tel: 760-390-3989

CD45 Mouse mAb

ABZ4264

Product Overview

Name	CD45 Mouse mAb
Accession(Primary)	P08575
Host Species	Mouse
Clonality	Monoclonal
Isotype	IgG1
Species Reactivity	Human, Mouse
Calculated MW	Calculated MW: 147 kDa; Observed MW: 180-240kDa
Recommended Dilution	WB-1:1000-1:4000; IHC-1:200-1:400

Target information (P08575)

Gene Name	PTPRC
About Gene Symbol	

9051 Mira Mesa Blvd, #910094
San Diego, CA 92191
Tel: 760-390-3989

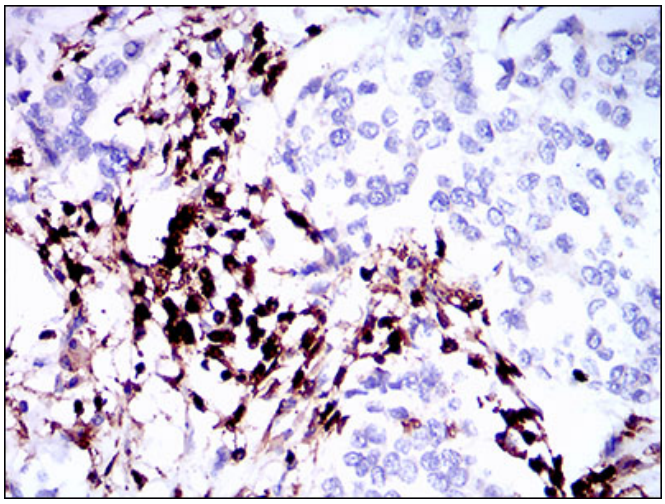

Immunohistochemistry analysis of paraffin-embedded breast cancer tissues using PTPRC antibody with DAB staining.High-pressure and temperature Sodium Citrate pH 6.0 was used for antigen retrieval.

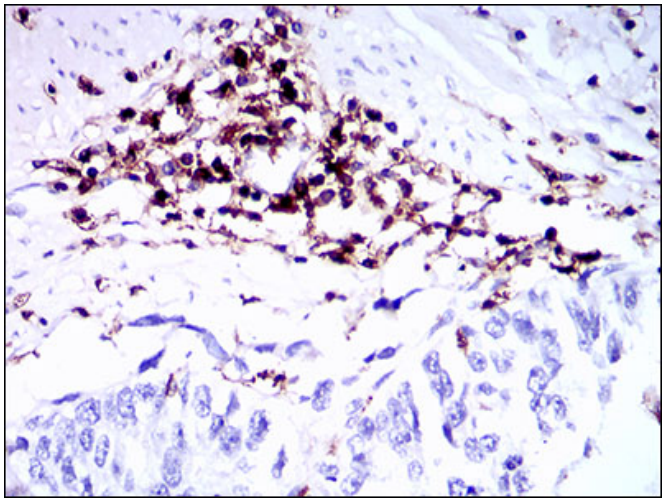

Immunohistochemistry analysis of paraffin-embedded esophageal cancer tissues using PTPRC antibody with DAB staining.High-pressure and temperature Sodium Citrate pH 6.0 was used for antigen retrieval.

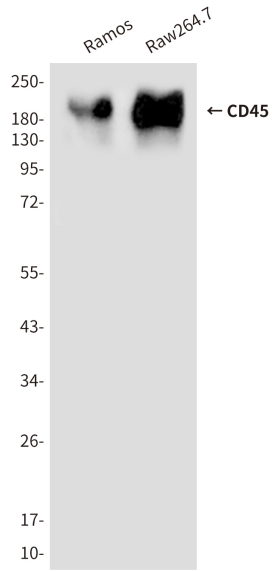

Western blot analysis of PTPRC antibody in Ramos, Raw264.7 lysates using PTPRC antibody.