9051 Mira Mesa Blvd, #910094
San Diego, CA 92191
Tel: 760-390-3989

CD45 (8C1) Mouse mAb

ABZ4266

Product Overview

Name	CD45 (8C1) Mouse mAb
Accession(Primary)	P08575
Host Species	Mouse
Clonality	Monoclonal
Isotype	IgG1
Species Reactivity	Human
Calculated MW	Calculated MW: 145 kDa; Observed MW: 145 kDa
Recommended Dilution	WB-1:500-1:1000; IHC-1:50-1:100; IF-1:50-1:200

Target information (P08575)

Gene Name Ptprc

About Gene Symbol

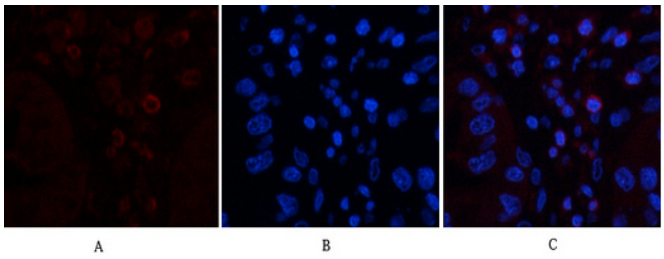

Immunofluorescence analysis of CD45 (8C1) in Human livercancer tissue using CD45 (8C1) antibody(red),and DAPI (blue).

9051 Mira Mesa Blvd, #910094
San Diego, CA 92191
Tel: 760-390-3989

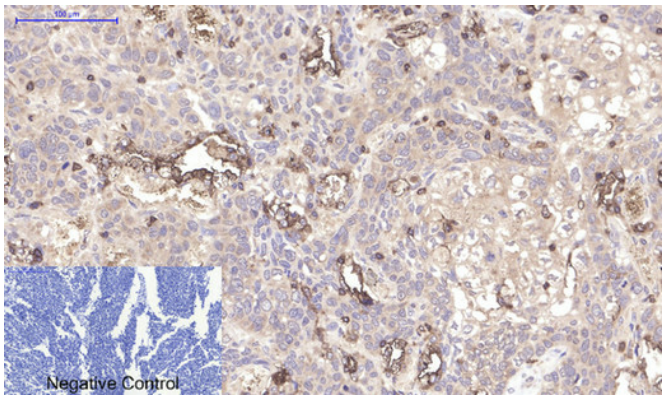

Immunohistochemical analysis of paraffin-embedded Human tonsils using CD45 (8C1) antibody.High-pressure and temperature Sodium Citrate pH 6.0 was used for antigen retrieval.Negative control was used by secondary antibody only.

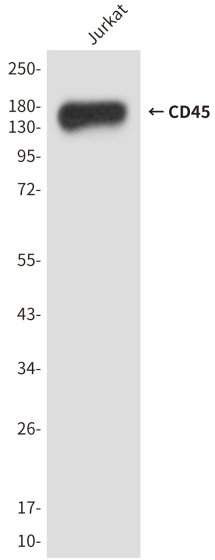

Western blot analysis of CD45 (8C1) in Jurkat lysates using CD45 (8C1) antibody.