9051 Mira Mesa Blvd, #910094
San Diego, CA 92191
Tel: 760-390-3989

Vimentin (4F8) Mouse mAb

ABZ4268

Product Overview

Name	Vimentin (4F8) Mouse mAb
Accession(Primary)	P08670
Host Species	Mouse
Clonality	Monoclonal
Isotype	IgG2a
Species Reactivity	Human
Calculated MW	Calculated MW: 54 kDa; Observed MW: 57 kDa
Recommended Dilution	WB-1:5000-50000; IHC-1:500-1:4000; IF-1:100-1:500; IP-1:20

Target information (P08670)

Gene Name	VIM
About Gene Symbol	VIM (Vimentin) is a structural cytoskeletal protein involved in cytoskeletal organization. It is an important research target in cell biology, cancer metastasis, and cytoskeletal research and is widely studied to elucidate cellular mechanisms and identify therapeutic targets.

9051 Mira Mesa Blvd, #910094
San Diego, CA 92191
Tel: 760-390-3989

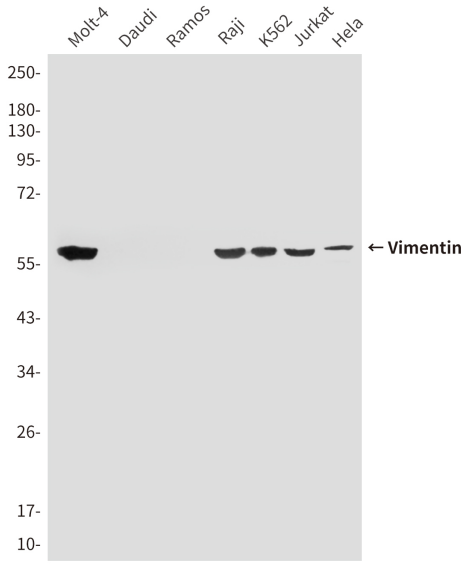

Western blot analysis of Vimentin in Molt4, K562, COS7, Jurkat, Hela and Vimentin negative (Daudi, Ramos, Raji) lysates using Vimentin antibody.

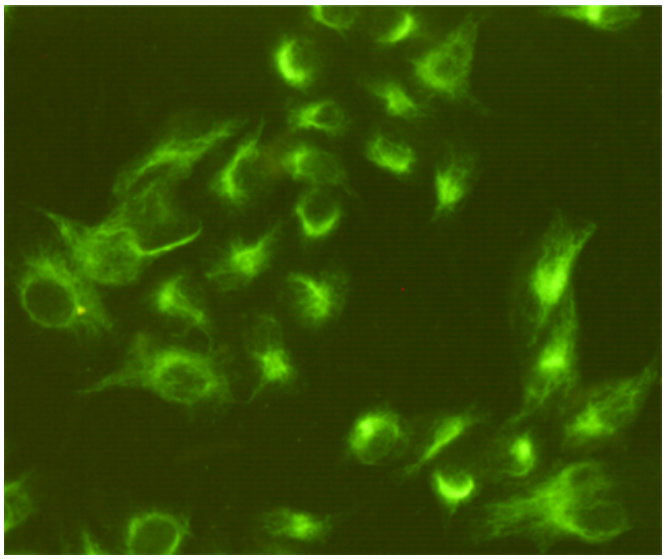

Immunocytochemistry analysis of Vimentin (4F8) in Hela using Vimentin antibody.

9051 Mira Mesa Blvd, #910094
San Diego, CA 92191
Tel: 760-390-3989

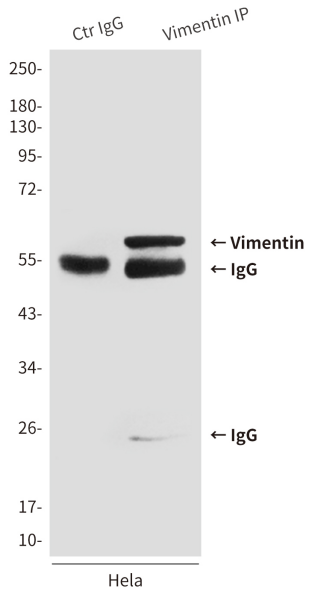

Immunoprecipitation analysis of Vimentin (4F8) in Hela lysates using Vimentin antibody.

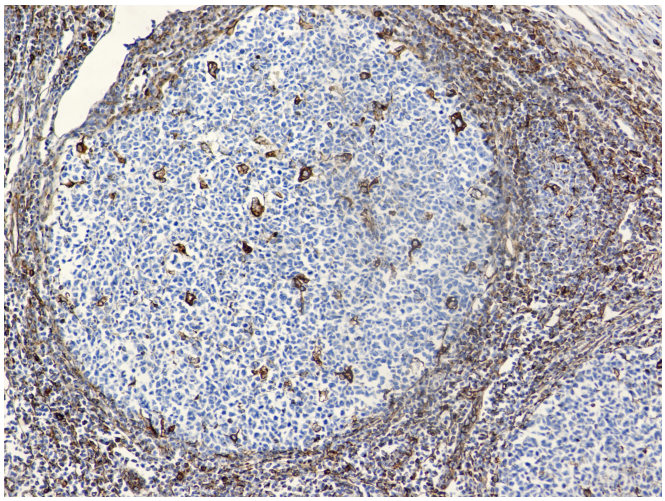

Immunohistochemistry analysis of paraffin-embedded Human tonsils using Vimentin (4F8) antibody.High-pressure and temperature Sodium Citrate pH 6.0 was used for antigen retrieval.