9051 Mira Mesa Blvd, #910094
San Diego, CA 92191
Tel: 760-390-3989

Acetyl-Histone H3 (Lys14) Rabbit mAb

ABZ4315

Product Overview

Name	Acetyl-Histone H3 (Lys14) Rabbit mAb
Accession(Primary)	P68431
Host Species	Rabbit
Clonality	Monoclonal
Isotype	IgG
Species Reactivity	Human, Mouse, Rat
Calculated MW	Calculated MW: 15 kDa; Observed MW: 15 kDa
Recommended Dilution	WB-1:500-1:1000; IF-1:100-1:200; ICC/IF-1:200-1:500; IHC-1:50-1:100

Target information (P68431)

Gene Name	H3C1
About Gene Symbol	H3C1 (H3 Clustered Histone 1) is an epigenetic and nuclear regulatory protein involved in chromatin remodeling and epigenetics. It is an important research target in epigenetic regulation, chromatin biology, and cancer research and is widely studied to el

9051 Mira Mesa Blvd, #910094
San Diego, CA 92191
Tel: 760-390-3989

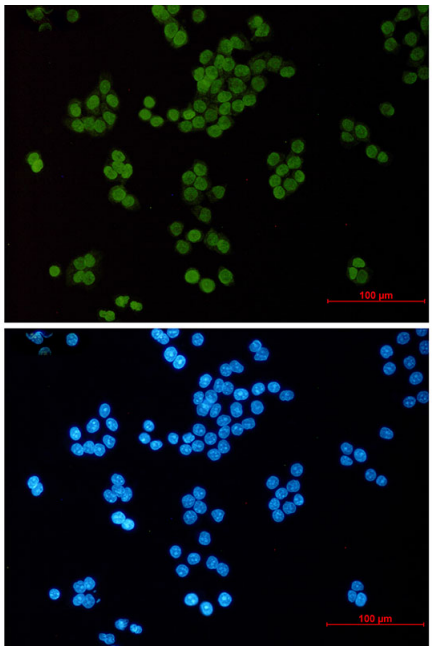

Immunocytochemistry analysis of Acetyl-Histone H3 (Lys14) (green) in Hela using Acetyl-Histone H3 (Lys14) antibody,and DAPI(blue).

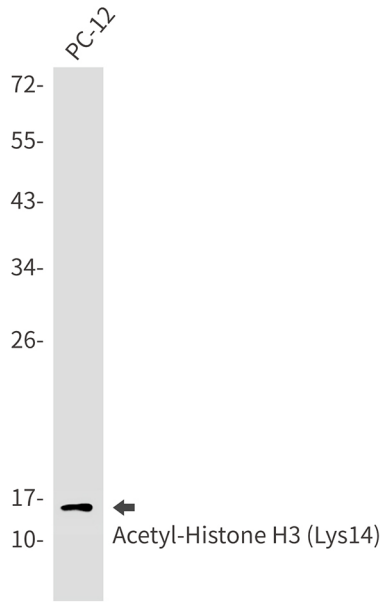

Western blot analysis of Acetyl-Histone H3 (Lys14) in PC-12 lysates using Acetyl-Histone H3 (Lys14) antibody.Observed band size:15kDa.

9051 Mira Mesa Blvd, #910094
San Diego, CA 92191
Tel: 760-390-3989

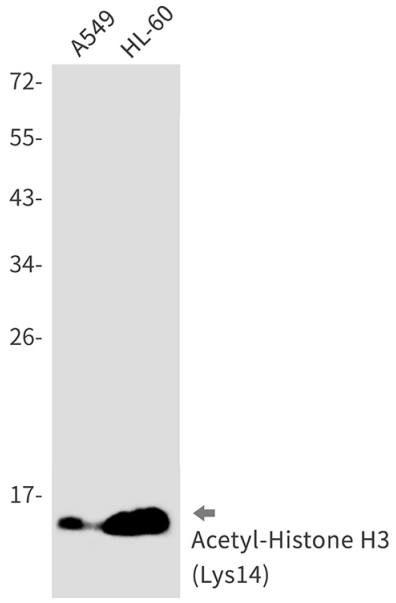

Western blot analysis of Acetyl-Histone H3 (Lys14) in A549, HL-60 lysates using Acetyl-Histone H3 (Lys14) antibody