9051 Mira Mesa Blvd, #910094
San Diego, CA 92191
Tel: 760-390-3989

Acetyl-Alpha Tubulin (Lys40) (6B5) Mouse mAb

ABZ4318

Product Overview

Name	Acetyl-Alpha Tubulin (Lys40) (6B5) Mouse mAb
Accession(Primary)	P68363
Host Species	Mouse
Clonality	Monoclonal
Isotype	IgG1
Species Reactivity	Human, Mouse, Rat
Calculated MW	Calculated MW: 50 kDa; Observed MW: 50 kDa
Recommended Dilution	WB-1:500-1:1000; IHC-1:50-1:100

Target information (P68363)

Gene Name	TUBA1B
About Gene Symbol	

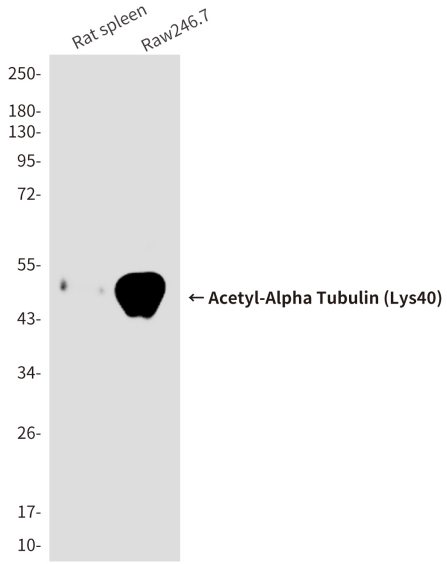

Western blot analysis of Acetyl-α-Tubulin (Lys40) in rat spleen, Raw246.7 lysates using Acetyl-α-Tubulin (Lys40) (6B5) antibody.

9051 Mira Mesa Blvd, #910094
San Diego, CA 92191
Tel: 760-390-3989



Western blot analysis of AcetylAlpha Tubulin (Lys40) (6B5) in 293, C6 lysates using Acetyl-α-Tubulin (Lys40) (6B5) antibody.

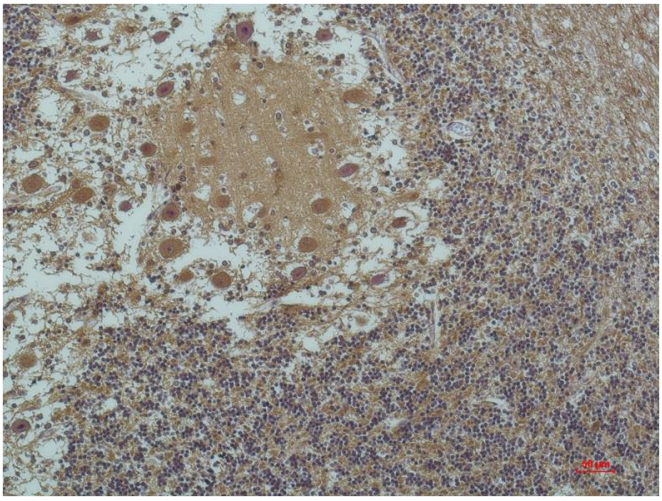

Immunohistochemistry analysis of paraffin-embedded Human Brain Tissue usinga-tubulin(Acetyl Lys4) antibody. High-pressure and temperature Sodium Citrate pH 6.0 was used for antigen retrieval.