9051 Mira Mesa Blvd, #910094
San Diego, CA 92191
Tel: 760-390-3989

Acetyl-Alpha Tubulin (Lys40) (9B8) Mouse mAb

ABZ4319

Product Overview

Name	Acetyl-Alpha Tubulin (Lys40) (9B8) Mouse mAb
Accession(Primary)	P68363
Host Species	Mouse
Clonality	Monoclonal
Isotype	IgG1
Species Reactivity	Human, Mouse, Rat
Calculated MW	Calculated MW: 50 kDa; Observed MW: 50 kDa
Recommended Dilution	WB-1:500-1:1000; IHC-1:50-1:100

Target information (P68363)

Gene Name	TUBA1B
About Gene Symbol	



Western blot analysis of Acetyl-Alpha Tubulin (Lys40) (9B8) in Hela , untreated or treated with TSA (1μM, 18 hr; +), using Acetyl-Alpha Tubulin (Lys40) antibody.

9051 Mira Mesa Blvd, #910094
San Diego, CA 92191
Tel: 760-390-3989

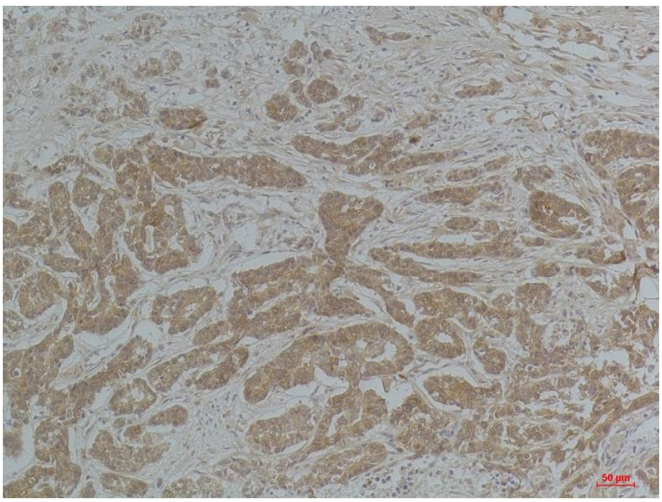

Immunohistochemistry analysis of paraffin-embedded Human Breast Carcinoma using a-tubulin(Acetyl Lys40) antibody.High-pressure and temperature Sodium Citrate pH 6.0 was used for antigen retrieval.

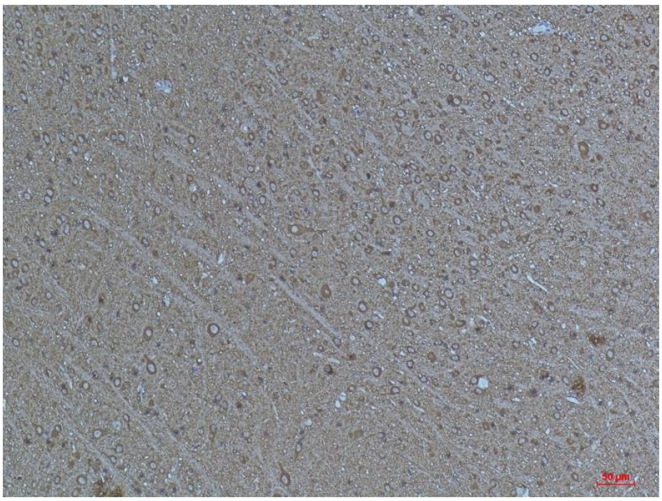

Immunohistochemistry analysis of paraffin-embedded mouse Brain Tissue using a-tubulin(Acetyl Lys4) antibody. High-pressure and temperature Sodium Citrate pH 6.0 was used for antigen retrieval.