9051 Mira Mesa Blvd, #910094
San Diego, CA 92191
Tel: 760-390-3989

Acetyl-p53 (Lys382) (7E1) Mouse mAb

ABZ4321

Product Overview

Name	Acetyl-p53 (Lys382) (7E1) Mouse mAb
Accession(Primary)	P04637
Host Species	Mouse
Clonality	Monoclonal
Isotype	IgG1
Species Reactivity	Human, Mouse, Rat
Recommended Dilution	IHC-1:50-1:100

Target information (P04637)

Gene Name	TP53
About Gene Symbol	TP53 (Tumor Protein P53) is a tumor suppressor protein involved in adaptive immunity. It is an important research target in cancer research and is widely studied to elucidate cellular mechanisms and identify therapeutic targets.

9051 Mira Mesa Blvd, #910094
San Diego, CA 92191
Tel: 760-390-3989

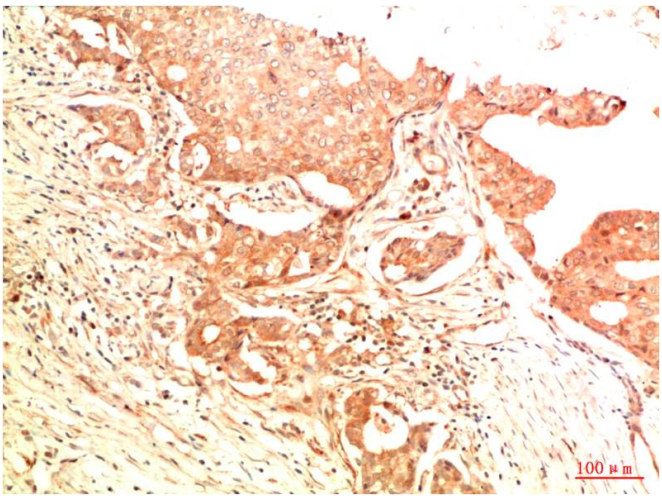

Immunohistochemistry analysis of paraffin-embedded Human Breast Carcinoma Tissue using Acetyl-p53 (Lys382) (7E1) antibody.High-pressure and temperature Sodium Citrate pH 6.0 was used for antigen retrieval.

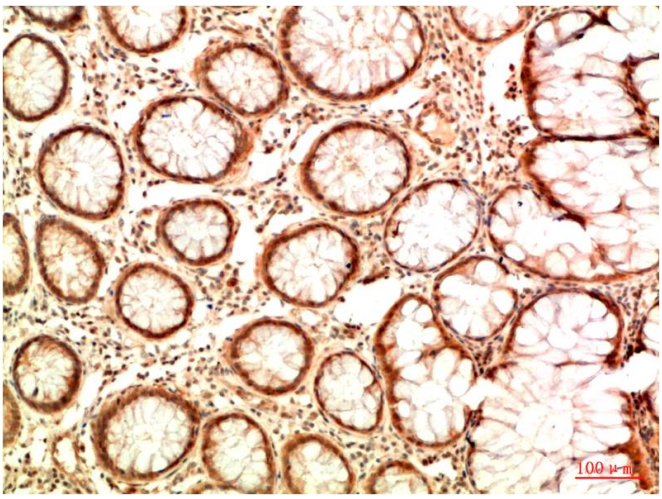

Immunohistochemical analysis of paraffin-embedded Human tonsils using Acetyl-p53 (Lys382) (7E1) antibody.High-pressure and temperature Sodium Citrate pH 6.0 was used for antigen retrieval.

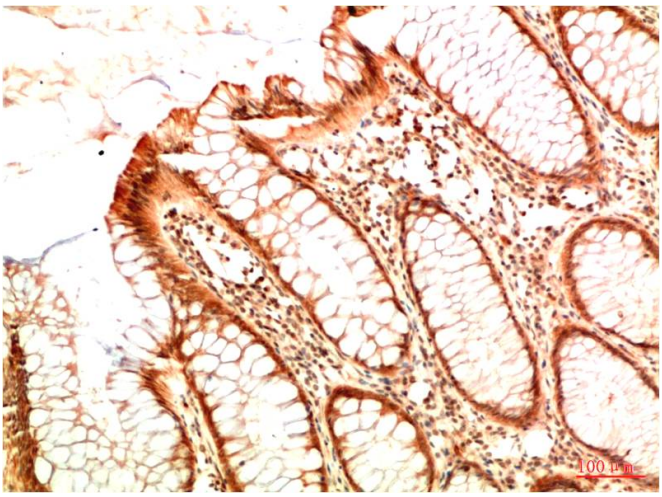

Immunohistochemistry analysis of paraffin-embedded Human Colon Carcinoma Tissue using Acetyl-p53 (Lys382) (7E1) antibody. High-pressure and temperature Sodium Citrate pH 6.0 was used for antigen retrieval.