9051 Mira Mesa Blvd, #910094
San Diego, CA 92191
Tel: 760-390-3989

Phospho-ALK (Tyr1604) Rabbit pAb

ABZ4342

Product Overview

Name	Phospho-ALK (Tyr1604) Rabbit pAb
Accession(Primary)	Q9UM73
Host Species	Rabbit
Clonality	Polyclonal
Isotype	IgG
Species Reactivity	Human, Mouse, Rat
Calculated MW	Calculated MW: 176 kDa; Observed MW: 176 kDa
Recommended Dilution	WB-1:500-1:2000; IHC-1:100-1:300; IF-1:200-1:1000; ELISA-1:5000

Target information (Q9UM73)

Gene Name	ALK
About Gene Symbol	

9051 Mira Mesa Blvd, #910094
San Diego, CA 92191
Tel: 760-390-3989



Western blot analysis of Phospho-ALK (Tyr1604) in HepG2 lysates using Phospho-ALK (Tyr1604) antibody.

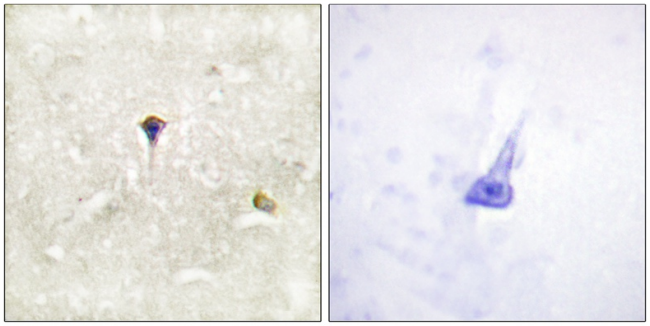

Immunohistochemistry analysis of paraffin-embedded Human brain tissue, using ALK (Phospho-Tyr1604) antibody.High-pressure and temperature Sodium Citrate pH 6.0 was used for antigen retrieval. Sample with blocking peptide on the right.

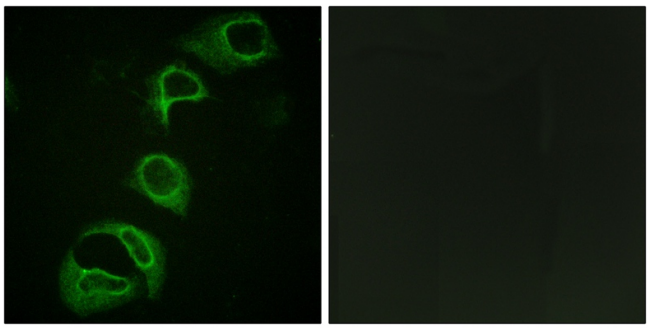

Immunofluorescence analysis of Phospho-ALK (Tyr1604) in Hela cells using ALK (Phospho-Tyr1604) antibody(green).