9051 Mira Mesa Blvd, #910094
San Diego, CA 92191
Tel: 760-390-3989

Phospho-PERK (Thr982) Rabbit pAb

ABZ4345

Product Overview

Name	Phospho-PERK (Thr982) Rabbit pAb
Accession(Primary)	Q9NZJ5
Host Species	Rabbit
Clonality	Polyclonal
Isotype	IgG
Species Reactivity	Human, Mouse, Rat
Calculated MW	Calculated MW: 125 kDa; Observed MW: 130 kDa
Recommended Dilution	WB-1:500-1:2000; IHC-1:100-1:300; IF-1:50-1:200; ELISA-1:40000

Target information (Q9NZJ5)

Gene Name	EIF2AK3
About Gene Symbol	

9051 Mira Mesa Blvd, #910094
San Diego, CA 92191
Tel: 760-390-3989

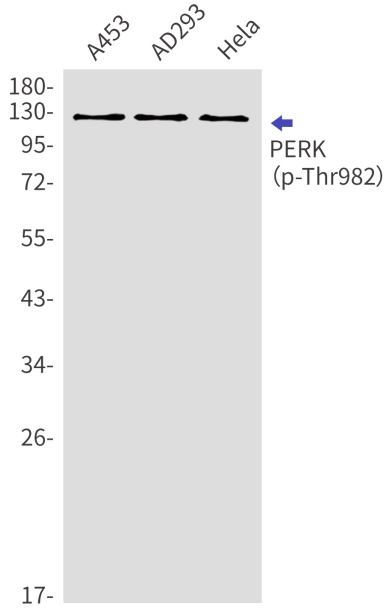

Western blot analysis of Phospho-PERK (Thr982) in A453, AD293, Hela lysates using Phospho-PERK (Thr982) antibody.

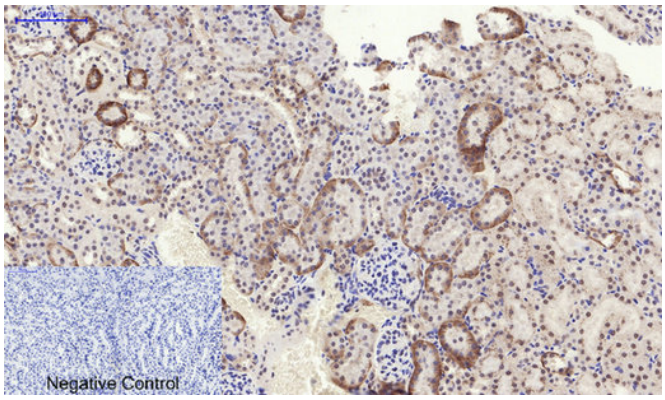

Immunohistochemistry analysis of paraffin-embedded mouse kidney tissue using Phospho-PERK (Thr982) antibody High-pressure and temperature Sodium Citrate pH 6.0 was used for antigen retrieval.

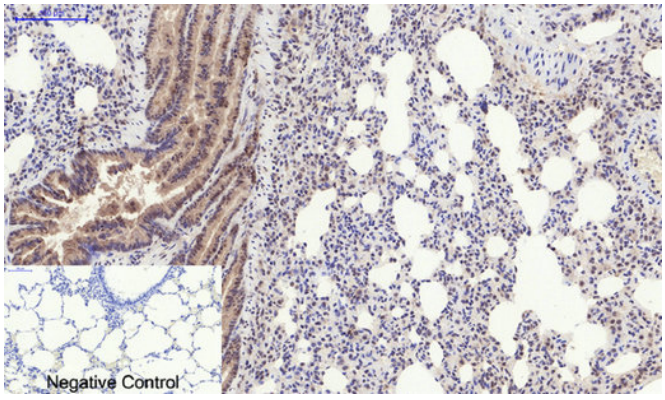

Immunohistochemistry analysis of paraffin-embedded rat lung tissue using Phospho-PERK (Thr982) antibody.High-pressure and temperature Sodium Citrate pH 6.0 was used for antigen retrieval.