9051 Mira Mesa Blvd, #910094
San Diego, CA 92191
Tel: 760-390-3989

Phospho-NRF2 (Ser40) Rabbit mAb

ABZ4356

Product Overview

Name	Phospho-NRF2 (Ser40) Rabbit mAb
Accession(Primary)	Q16236
Host Species	Rabbit
Clonality	Monoclonal
Isotype	IgG
Species Reactivity	Human
Calculated MW	Calculated MW: 68 kDa; Observed MW: 90 kDa
Recommended Dilution	WB-1:1000-1:5000; IHC-P-1:100-1:500; ICC/IF-1:100-1:200; FC-1:50-1:100

Target information (Q16236)

Gene Name	NFE2L2
About Gene Symbol	

9051 Mira Mesa Blvd, #910094
San Diego, CA 92191
Tel: 760-390-3989



Western blot analysis of Phospho-Nrf2 (Ser40) in HepG2 lysates using Phospho-Nrf2 (Ser40) antibody.



Western blot analysis of Nrf2 Phosphorylation in HepG2 lysates using Phospho-Nrf2 (Ser40) antibody.

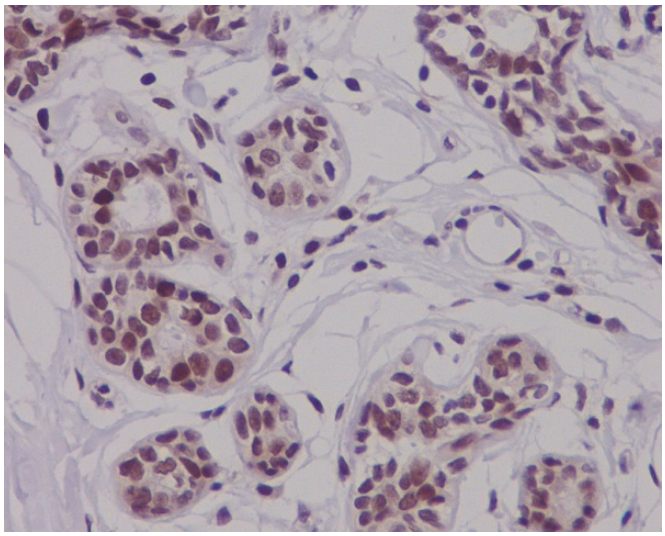

Immunohistochemistry analysis of paraffin-embedded Human breast carcinoma using Phospho-Nrf2 (S40) antibody.High-pressure and temperature Sodium Citrate pH 6.0 was used for antigen retrieval.

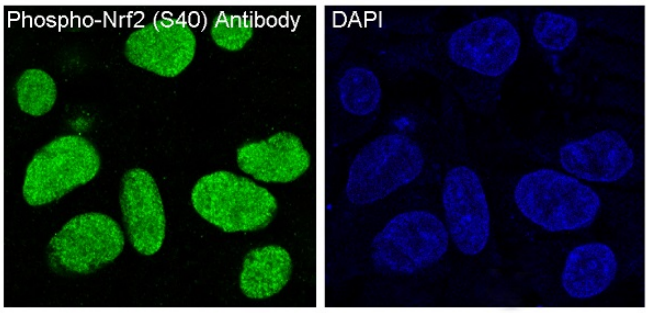

Immunofluorescence analysis of Phospho-Nrf2 (Ser40) in HepG2 using Phospho-Nrf2 (S40) antibody.