9051 Mira Mesa Blvd, #910094
San Diego, CA 92191
Tel: 760-390-3989

Phospho-PTK2B (Tyr402) Rabbit pAb

ABZ4364

Product Overview

Name	Phospho-PTK2B (Tyr402) Rabbit pAb
Accession(Primary)	Q14289
Host Species	Rabbit
Clonality	Polyclonal
Isotype	IgG
Species Reactivity	Human, Mouse, Rat
Calculated MW	Calculated MW: 116 kDa; Observed MW: 116 kDa
Recommended Dilution	WB-1:500-1:1000; IHC-1:100-1:300; ELISA-1:20000; IF-1:50-1:200

Target information (Q14289)

Gene Name	PTK2B
About Gene Symbol	

9051 Mira Mesa Blvd, #910094
San Diego, CA 92191
Tel: 760-390-3989



Western blot analysis of Phospho-PYK2 (Tyr402) in 293 lysates using Phospho-PYK2 (Tyr402) antibody.

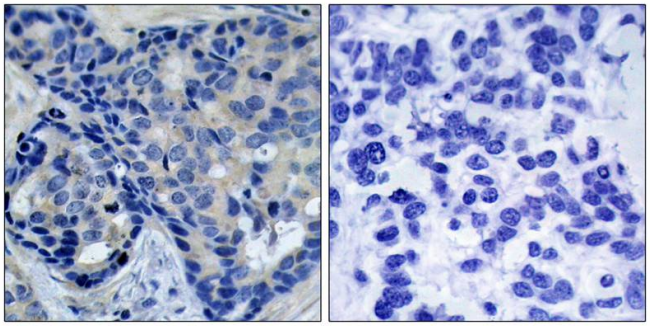

Immunohistochemistry analysis of paraffin-embedded Human breast carcinoma tissue using Pyk2(Phospho-Tyr402) antibody.High-pressure and temperature Sodium Citrate pH 6.0 was used for antigen retrieval. Sample with blocking peptide on the right.

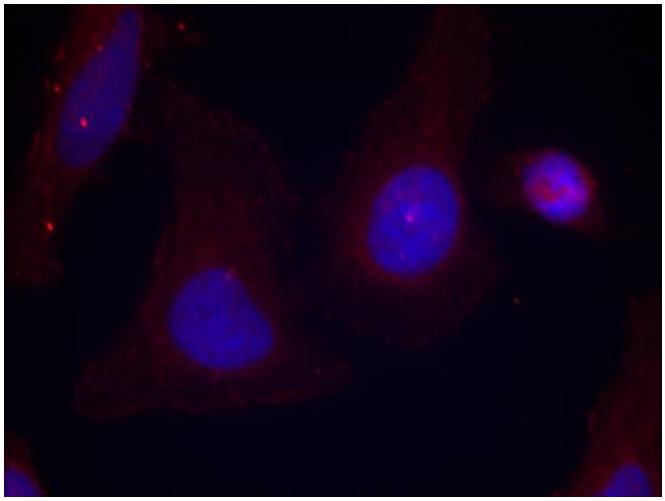

Immunofluorescence analysis of Phospho-PYK2 (Tyr402) in Hela cells using Pyk2(Phospho-Tyr402) antibody(red).