9051 Mira Mesa Blvd, #910094
San Diego, CA 92191
Tel: 760-390-3989

Phospho-MEK1 (Ser298) Rabbit mAb

ABZ4376

Product Overview

Name	Phospho-MEK1 (Ser298) Rabbit mAb
Accession(Primary)	Q02750
Host Species	Rabbit
Clonality	Monoclonal
Isotype	IgG
Species Reactivity	Human, Mouse, Rat
Calculated MW	Calculated MW: 43 kDa; Observed MW: 43 kDa
Recommended Dilution	WB-1:1000-1:5000; IHC-P-1:20-1:50; ICC/IF-1:100-1:200; FC-1:50-1:100

Target information (Q02750)

Gene Name	MAP2K1
About Gene Symbol	MAP2K1 (Mitogen-Activated Protein Kinase Kinase 1) is a mitogen-activated protein kinase involved in MAPK/ERK signaling. It is an important research target in cancer, cell signaling, and therapeutic target research and is widely studied to elucidate cellular mechanisms and identify therapeutic targets.

9051 Mira Mesa Blvd, #910094
San Diego, CA 92191
Tel: 760-390-3989

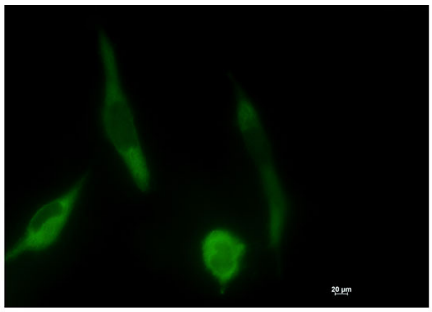

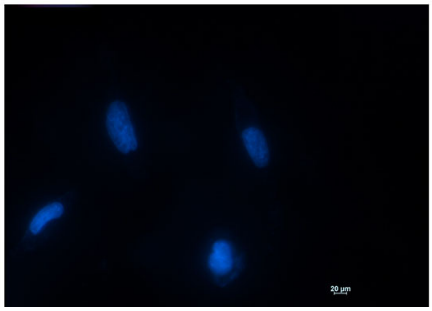

Immunocytochemistry analysis of Phospho-MEK1 (Ser298) (green) in HT-1080 using Phospho-MEK1 (Ser298) antibody,and DAPI(blue).

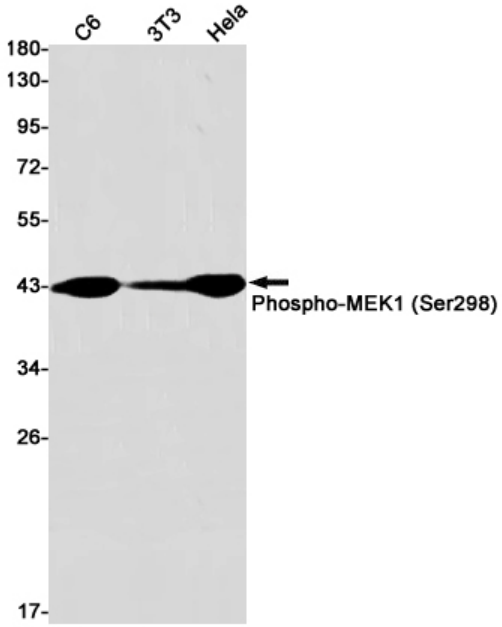

Western blot analysis of Phospho-MEK1 (Ser298) in C6, 3T3, Hela lysates using Phospho-MEK1 (Ser298) antibody.