9051 Mira Mesa Blvd, #910094
San Diego, CA 92191
Tel: 760-390-3989

Phospho-JAK3 (Tyr785) Rabbit pAb

ABZ4390

Product Overview

Name	Phospho-JAK3 (Tyr785) Rabbit pAb
Accession(Primary)	P52333
Host Species	Rabbit
Clonality	Polyclonal
Isotype	IgG
Species Reactivity	Human, Mouse, Rat
Calculated MW	Calculated MW: 125 kDa; Observed MW: 125 kDa
Recommended Dilution	WB-1:500-1:2000; IHC-1:100-1:300; IF-1:50-1:200; ELISA-1:5000

Target information (P52333)

Gene Name	JAK3
About Gene Symbol	

9051 Mira Mesa Blvd, #910094
San Diego, CA 92191
Tel: 760-390-3989

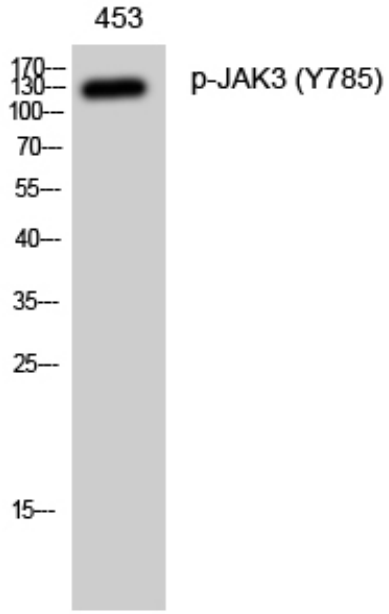

Western blot analysis of Phospho-JAK3 (Tyr785) in 453 lysates using Phospho-JAK3 (Tyr785) antibody.

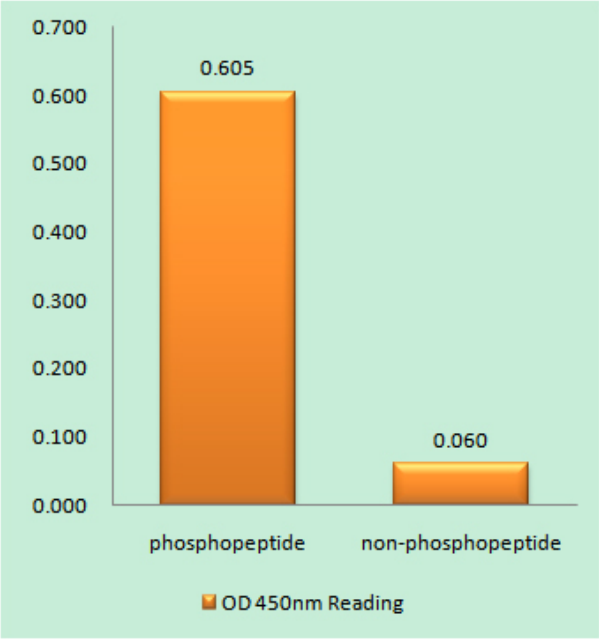

EnzymeLinked Immunosorbent Assay (Phospho-ELISA) for Immunogen Phospho-peptide (Phospho-left) and NonPhospho-peptide (Phospho-right), using JAK3 (Phospho-Tyr785) antibody.

9051 Mira Mesa Blvd, #910094
San Diego, CA 92191
Tel: 760-390-3989

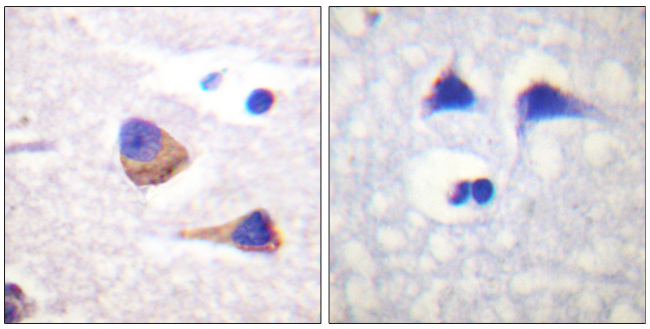

Immunohistochemistry analysis of paraffin-embedded Human brain using JAK3 (Phospho-Tyr785) antibody. High-pressure and temperature Sodium Citrate pH 6.0 was used for antigen retrieval. Sample with blocking peptide on the right.



Western blot analysis of Phospho-JAK3 (Tyr785) in Jurkat lysates using Phospho-JAK3 (Tyr785) antibody.The lane on the right is blocked with the Phospho- peptide.