9051 Mira Mesa Blvd, #910094
San Diego, CA 92191
Tel: 760-390-3989

# Phospho-GSK3 beta (Ser9) Rabbit mAb

ABZ4392

## Product Overview

| | |
|---|---|
| **Name** | Phospho-GSK3 beta (Ser9) Rabbit mAb |
| **Accession(Primary)** | P49841 |
| **Host Species** | Rabbit |
| **Clonality** | Monoclonal |
| **Isotype** | IgG |
| **Species Reactivity** | Human |
| **Calculated MW** | Calculated MW: 47 kDa; Observed MW: 47 kDa |
| **Recommended Dilution** | WB-1:1000-1:20000; IHC-1:50-1:250; ICC/IF-1:100-1:200 |

## Target information (P49841)

| | |
|---|---|
| **Gene Name** | GSK3B |
| **About Gene Symbol** | GSK3B (Glycogen Synthase Kinase 3 Beta) is a serine/threonine protein kinase involved in cell signaling and proliferation. It is an important research target in cancer, cell signaling, and therapeutic target research and is widely studied to elucidate cellular mechanisms and identify therapeutic targets. |

9051 Mira Mesa Blvd, #910094
San Diego, CA 92191
Tel: 760-390-3989

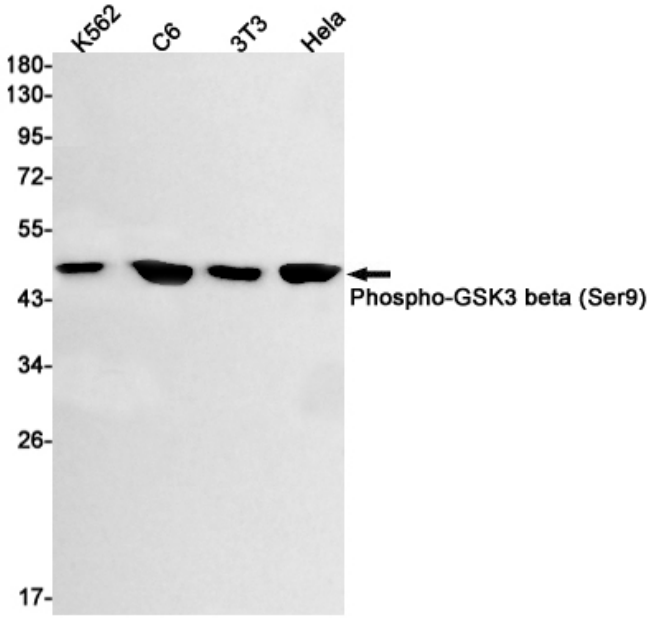


Western blot analysis of Phospho-GSK3 beta (Ser9) in K562, C6, 3T3, Hela lysates using Phospho-GSK3 beta (Ser9) antibody.

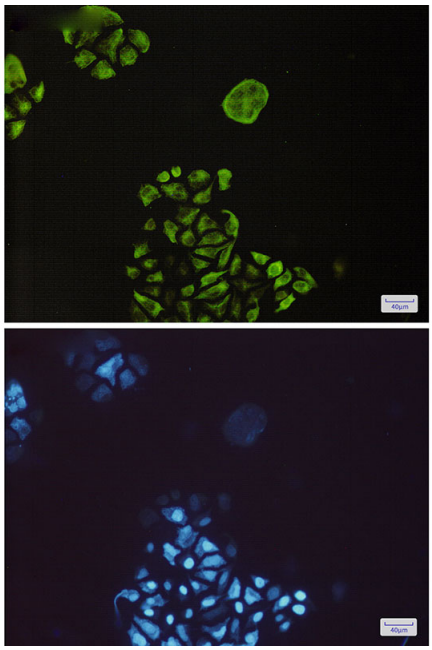

Immunocytochemistry analysis of Phospho-GSK3 beta (Ser9)(green) in Hela using Phospho-GSK3 beta (Ser9) antibody,and DAPI(blue)

9051 Mira Mesa Blvd, #910094
San Diego, CA 92191
Tel: 760-390-3989

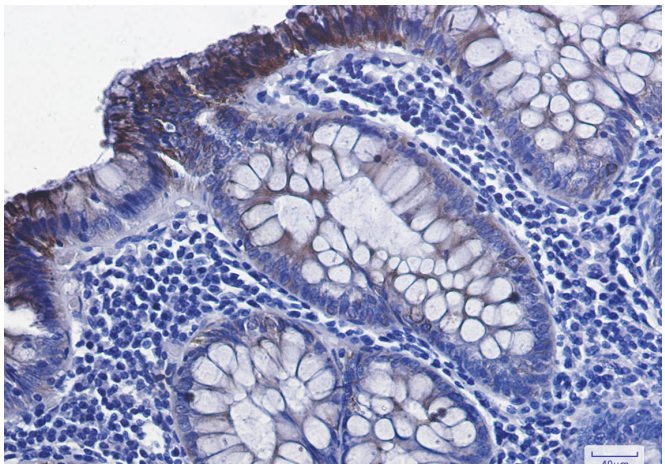

Immunohistochemistry analysis of paraffin-embedded Human colon cancer using Phospho-GSK3 beta (Ser9) antibody. High-pressure and temperature Sodium Citrate pH 6.0 was used for antigen retrieval.