9051 Mira Mesa Blvd, #910094
San Diego, CA 92191
Tel: 760-390-3989

Phospho-VEGF Receptor 2 (Tyr1214) Rabbit pAb

ABZ4422

Product Overview

Name	Phospho-VEGF Receptor 2 (Tyr1214) Rabbit pAb
Accession(Primary)	P35968
Host Species	Rabbit
Clonality	Polyclonal
Isotype	IgG
Species Reactivity	Human, Mouse, Rat
Calculated MW	Calculated MW: 152 kDa; Observed MW: 230 kDa
Recommended Dilution	WB-1:500-1:2000; IHC-1:100-1:300; IF-1:200-1:1000; ELISA-1:10000

Target information (P35968)

Gene Name	KDR
About Gene Symbol	

9051 Mira Mesa Blvd, #910094
San Diego, CA 92191
Tel: 760-390-3989

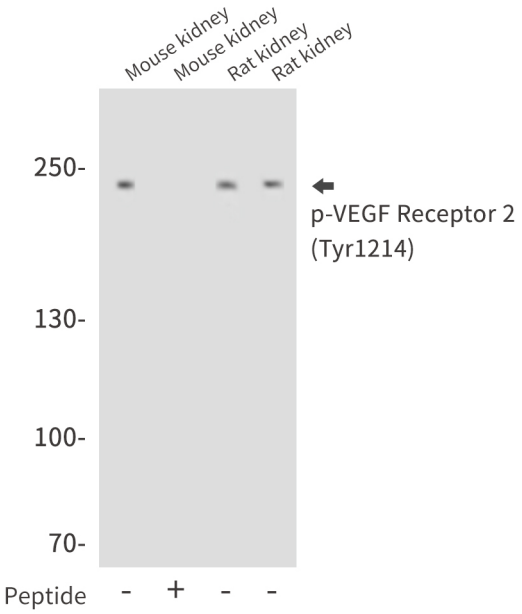

Western blot analysis of Phospho-VEGF Receptor 2 (Tyr1214) in mouse kidney, rat kidney lysates using Phospho-VEGF Receptor 2 (Tyr1214) antibody.

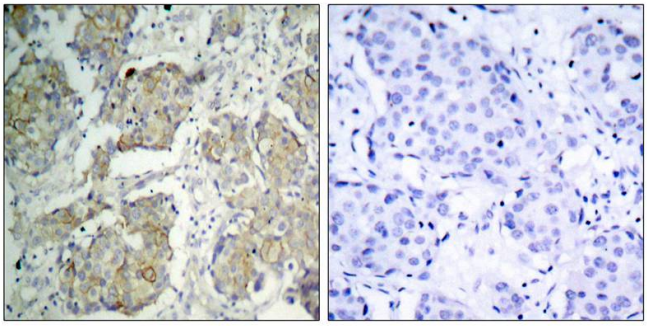

Immunohistochemistry analysis of paraffin-embedded Human breast carcinoma tissue using VEGFR2(Phospho-Tyr1214) antibody.High-pressure and temperature Sodium Citrate pH 6.0 was used for antigen retrieval. Sample with blocking peptide on the right.

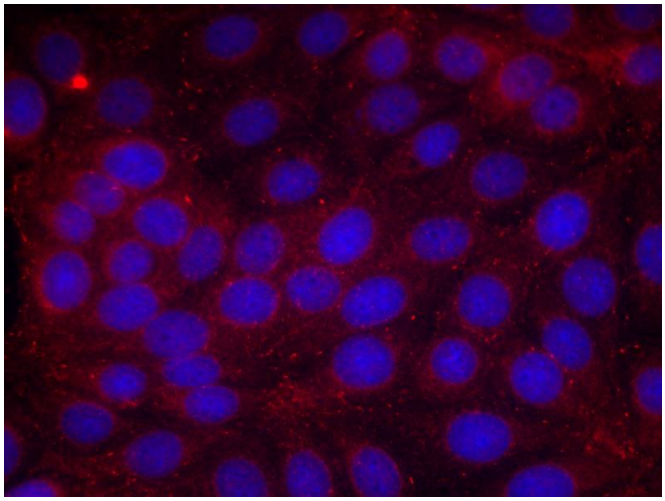

Immunofluorescence analysis of Phospho-VEGF Receptor 2 (Tyr1214) in MCF-7 cells using VEGFR2(Phospho-Tyr1214) antibody(red).