9051 Mira Mesa Blvd, #910094
San Diego, CA 92191
Tel: 760-390-3989

Phospho-PKA alpha/beta/gamma (Thr197) Rabbit pAb

ABZ4440

Product Overview

Name	Phospho-PKA alpha/beta/gamma (Thr197) Rabbit pAb
Accession(Primary)	P17612
Host Species	Rabbit
Clonality	Polyclonal
Isotype	IgG
Species Reactivity	Human, Mouse, Rat
Calculated MW	Calculated MW: 40 kDa; Observed MW: 40 kDa
Recommended Dilution	WB-1:500-1:2000; IHC-1:100-1:300; IF-1:200-1:1000; ELISA-1:10000

Target information (P17612)

Gene Name	PRKACA/PRKACB/PRKACG
About Gene Symbol	PRKACA (Protein Kinase) is a protein kinase and signaling regulator involved in cell signaling and proliferation. It is an important research target in cancer, cell signaling, and therapeutic target research and is widely studied to elucidate cellular mechanisms and identify therapeutic targets.

9051 Mira Mesa Blvd, #910094
San Diego, CA 92191
Tel: 760-390-3989

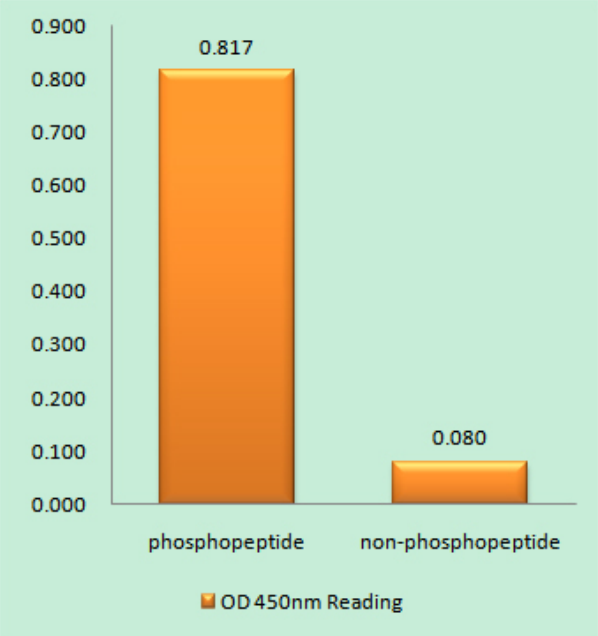

EnzymeLinked Immunosorbent Assay (Phospho-ELISA) for Immunogen Phospho-peptide (Phospho-left) and NonPhospho-peptide (Phospho-right), using PKA CAT (Phospho-Thr19antibody

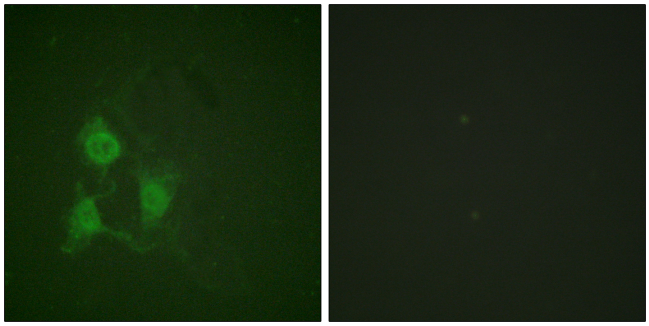

Immunofluorescence analysis of Phospho-PKA alpha/beta/gamma (Thr197) in A549 using Phospho-PKA alpha/beta/gamma (Thr197) antibody. The picture on the right is blocked with the Phospho-peptide.

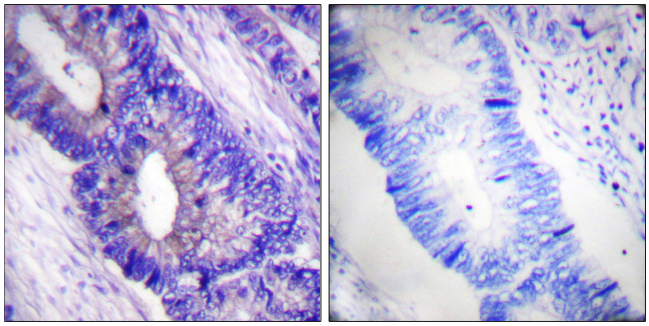

Immunohistochemistry analysis of paraffin-embedded Human colon carcinoma using Phospho-PKA alpha/beta/gamma (Thr197) antibody. High-pressure and temperature Sodium Citrate pH 6.0 was used for antigen retrieval.Sample with blocking peptide on the right.

9051 Mira Mesa Blvd, #910094
San Diego, CA 92191
Tel: 760-390-3989

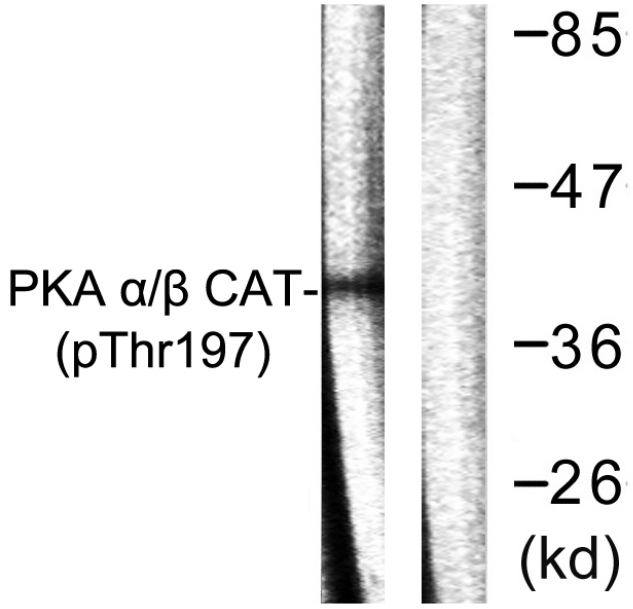

Western blot analysis of Phospho-PKA alpha/beta/gamma (Thr197) in mouse brain lysates using Phospho-PKA alpha/beta/gamma (Thr197) antibody.The lane on the right is blocked with the synthesized peptide.