9051 Mira Mesa Blvd, #910094
San Diego, CA 92191
Tel: 760-390-3989

Phospho-p53 (Ser15) Rabbit pAb

ABZ4443

Product Overview

Name	Phospho-p53 (Ser15) Rabbit pAb
Accession(Primary)	P04637
Host Species	Rabbit
Clonality	Polyclonal
Isotype	IgG
Species Reactivity	Human, Rat
Calculated MW	Calculated MW: 44 kDa; Observed MW: 48 kDa
Recommended Dilution	WB-1:500-1:2000; IHC-1:100-1:300; ; IF-1:200-1:1000; ELISA-1:10000

Target information (P04637)

Gene Name	TP53
About Gene Symbol	TP53 (Tumor Protein P53) is a tumor suppressor protein involved in adaptive immunity. It is an important research target in cancer research and is widely studied to elucidate cellular mechanisms and identify therapeutic targets.

9051 Mira Mesa Blvd, #910094
San Diego, CA 92191
Tel: 760-390-3989



Western blot analysis of Phospho-p53 (Ser15) in HeLa treated with HU lysates using Phospho-p53 (Ser15) antibody.The lane on the right is blocked with the Phospho- peptide.

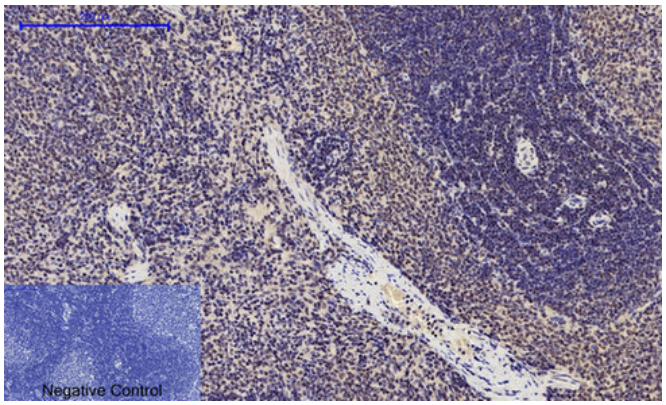

Immunohistochemistry analysis of paraffin-embedded rat spleen tissue using Phospho-p53 (Ser15) antibody.High-pressure and temperature Sodium Citrate pH 6.0 was used for antigen retrieval.

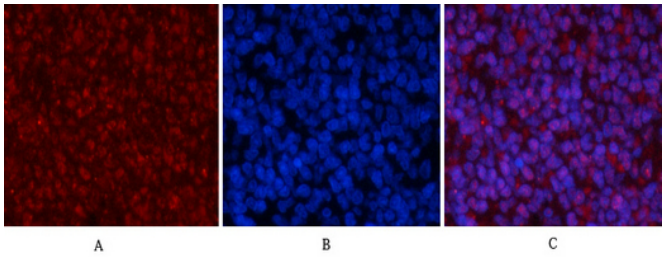

Immunofluorescence analysis of Phospho-p53 (Ser15) in rat spleen tissue using antibody.

9051 Mira Mesa Blvd, #910094
San Diego, CA 92191
Tel: 760-390-3989

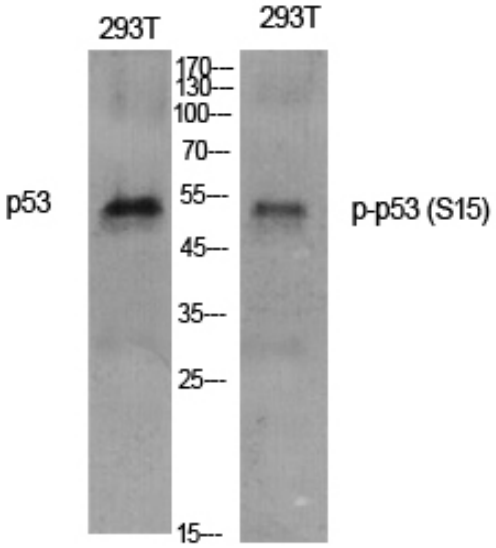

Western blot analysis of Phospho-p53 (Ser15) in untreated and Phospho-p53 (Ser15) treated with HU in 293T lysates using Phospho-p53 (Ser15) antibody