9051 Mira Mesa Blvd, #910094
San Diego, CA 92191
Tel: 760-390-3989

Phospho-HER2 (Tyr1221/Tyr1222) Rabbit pAb

ABZ4445

Product Overview

Name	Phospho-HER2 (Tyr1221/Tyr1222) Rabbit pAb
Accession(Primary)	P04626
Host Species	Rabbit
Clonality	Polyclonal
Isotype	IgG
Species Reactivity	Human, Mouse, Rat
Calculated MW	Calculated MW: 138 kDa; Observed MW: 180 kDa
Recommended Dilution	WB-1:500-1:2000; IHC-1:100-1:300; ; ELISA-1:20000; IF-1:50-1:200

Target information (P04626)

Gene Name	ERBB2
About Gene Symbol	ERBB2 (Erb-B2 Receptor Tyrosine Kinase 2) is a receptor tyrosine kinase involved in Hedgehog signaling and adaptive immunity. It is an important research target in cancer research and is widely studied to elucidate cellular mechanisms and identify therape

9051 Mira Mesa Blvd, #910094
San Diego, CA 92191
Tel: 760-390-3989

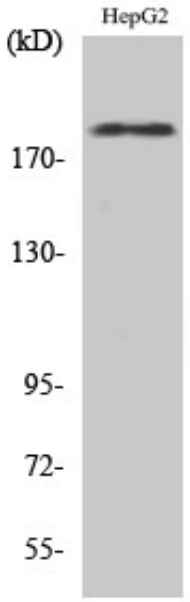

Western blot analysis of Phospho-ErbB 2 (Tyr1221/Tyr1222) in various lysates using Phospho-ErbB 2 (Tyr1221/Tyr1222) antibody.

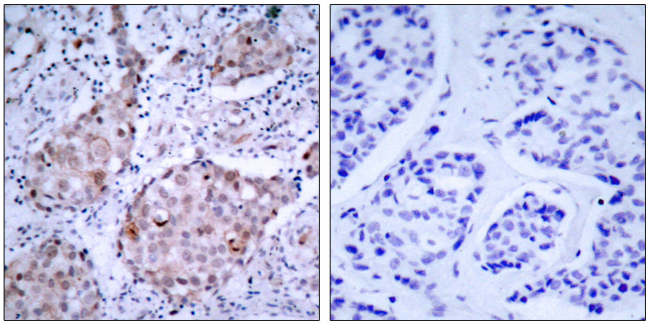

Immunohistochemistry analysis of paraffin-embedded Human breast carcinoma, using HER2 (Phospho-Tyr1221/Tyr122, 2) antibody.High-pressure and temperature Sodium Citrate pH 6.0 was used for antigen retrieval. Sample with blocking peptide on the right.

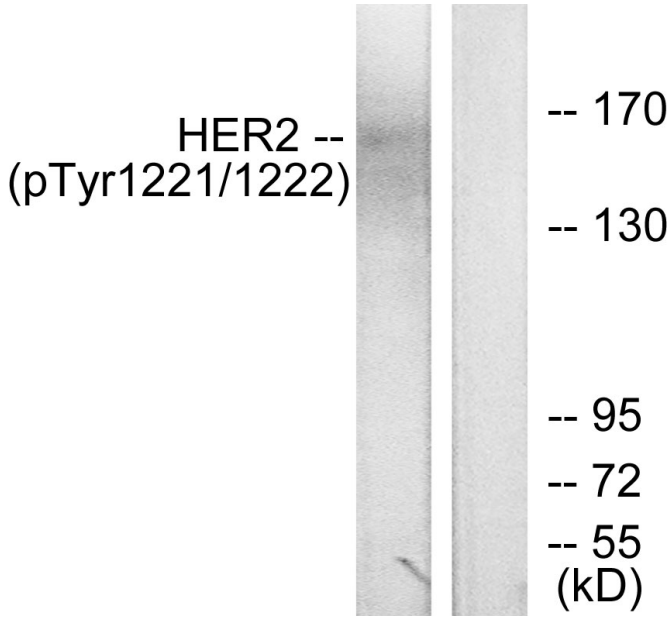

Western blot analysis of Phospho-ErbB 2 (Tyr1221/Tyr1222) in SKOV-3 lysates treated with EGF, using HER2 (Phospho-Tyr1221/Tyr122, 2) antibody. The lane on the right is blocked with the Phospho- peptide.