9051 Mira Mesa Blvd, #910094
San Diego, CA 92191
Tel: 760-390-3989

Phospho-EGFR (Tyr1173) Rabbit mAb

ABZ4452

Product Overview

Name	Phospho-EGFR (Tyr1173) Rabbit mAb
Accession(Primary)	P00533
Host Species	Rabbit
Clonality	Monoclonal
Isotype	IgG
Species Reactivity	Human
Calculated MW	Calculated MW: 134 kDa; Observed MW: 175 kDa
Recommended Dilution	WB-1:500-1:1000; ICC/IF-1:20-1:50; FC-1:20-1:50; IHC-1:50-1:100

Target information (P00533)

Gene Name	EGFR
About Gene Symbol	EGFR (Epidermal Growth Factor Receptor) is a receptor tyrosine kinase involved in immune signaling. It is an important research target in cancer research and is widely studied to elucidate cellular mechanisms and identify therapeutic targets.

9051 Mira Mesa Blvd, #910094
San Diego, CA 92191
Tel: 760-390-3989



Western blot analysis of Phospho-EGFR (Tyr1173) in Hela, A549 lysates using Phospho-EGFR (Tyr1173) antibody.

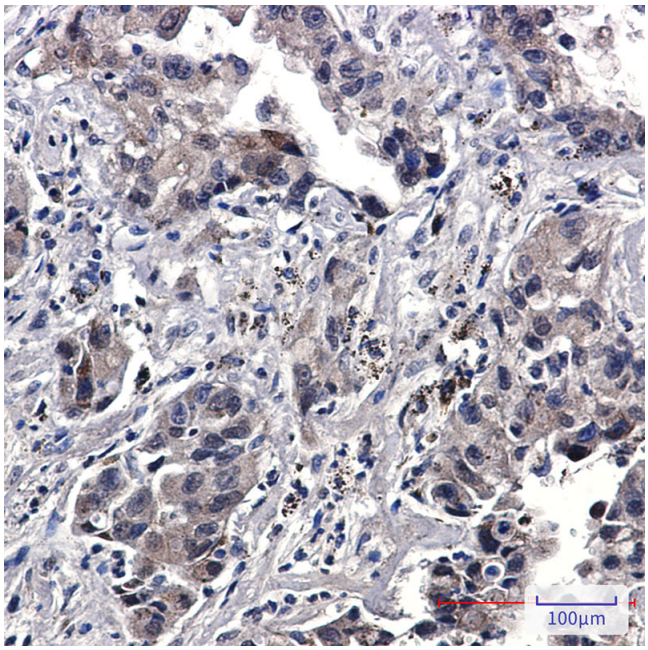

Immunohistochemistry analysis of paraffin-embedded Human lung cancer using EGFR (Phospho-Tyr1173) antibody.High-pressure and temperature Sodium Citrate pH 6.0 was used for antigen retrieval.

9051 Mira Mesa Blvd, #910094
San Diego, CA 92191
Tel: 760-390-3989

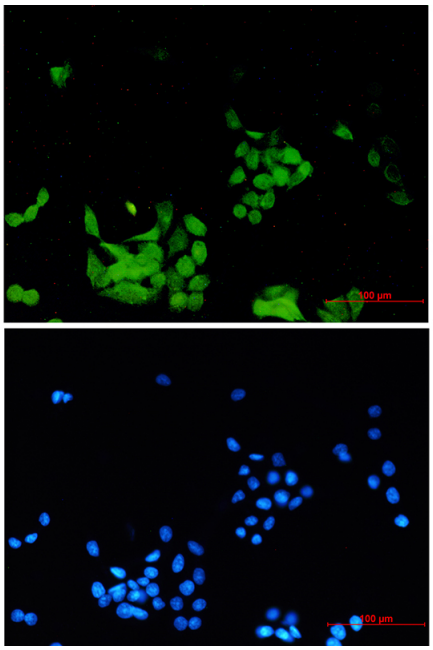

Immunocytochemistry analysis of Phospho-EGFR (Tyr1173) (green) in Hela using Phospho-EGFR (Tyr1173) antibody,and DAPI(blue)