9051 Mira Mesa Blvd, #910094
San Diego, CA 92191
Tel: 760-390-3989

Phospho-PAK1/2/3 (Ser144/Ser141/Ser154) Rabbit mAb

ABZ4455

Product Overview

Name	Phospho-PAK1/2/3 (Ser144/Ser141/Ser154) Rabbit mAb
Accession(Primary)	O75914
Host Species	Rabbit
Clonality	Monoclonal
Isotype	IgG
Species Reactivity	Human, Mouse, Rat
Calculated MW	Calculated MW: 62 kDa; Observed MW: 62 kDa
Recommended Dilution	WB-1:1000-1:5000; IHC-P-1:100-1:500; ICC/IF-1:200-1:500; FC-1:50-1:100; IP-1:20-1:50

Target information (O75914)

Gene Name	PAK3
About Gene Symbol	

9051 Mira Mesa Blvd, #910094
San Diego, CA 92191
Tel: 760-390-3989

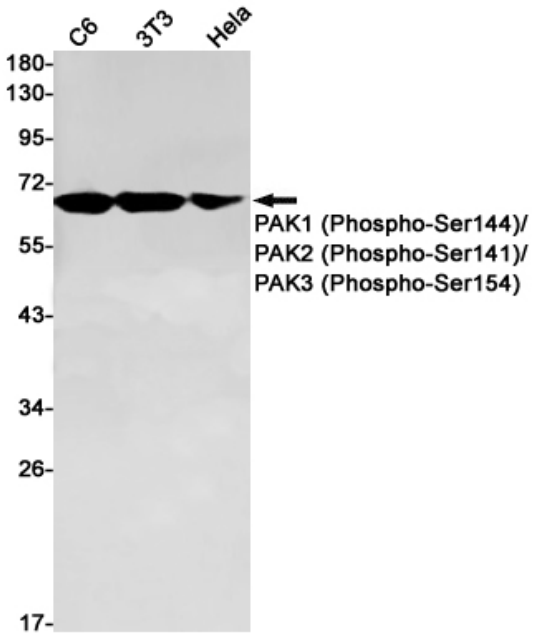

Western blot analysis of PAK1 (Phospho-Ser144)/PAK2 (Phospho-Ser141)/PAK3 (Phospho-Ser154) in C6, 3T3, Hela lysates using Phospho-PAK1/2/3 (Ser144/Ser141/Ser154) antibody.

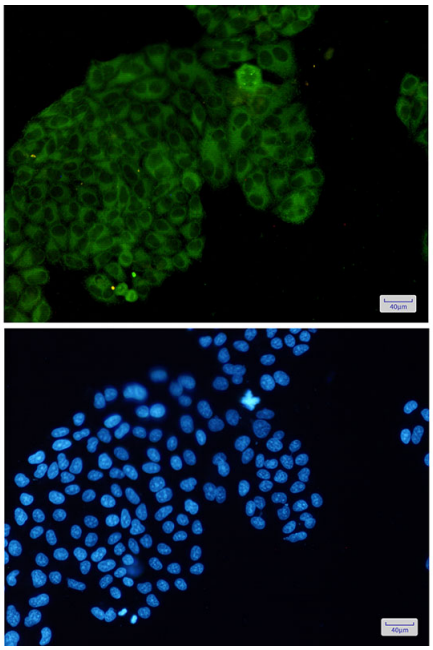

Immunocytochemistry analysis of PAK1 (Phospho-Ser144)/PAK2 (Phospho-Ser141)/PAK3 (Phospho-Ser154)(green) in Hela using PAK1 (Phospho-Ser144)/PAK2 (Phospho-Ser141)/PAK3 (Phospho-Ser154) antibody,and DAPI(blue)

9051 Mira Mesa Blvd, #910094
San Diego, CA 92191
Tel: 760-390-3989

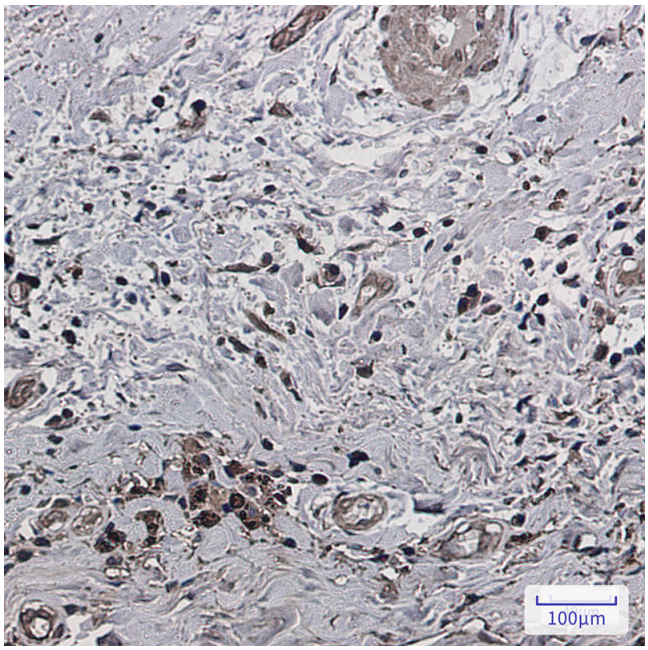

Immunohistochemistry analysis of paraffin-embedded Human breast cancer using Phospho-PAK1(Ser144)/2(Ser141)/3 (Ser154) antibody. High-pressure and temperature Sodium Citrate pH 6.0 was used for antigen retrieval.