9051 Mira Mesa Blvd, #910094
San Diego, CA 92191
Tel: 760-390-3989

Phospho-EGFR (Tyr1092) Rabbit pAb

ABZ4476

Product Overview

Name	Phospho-EGFR (Tyr1092) Rabbit pAb
Accession(Primary)	P00533
Host Species	Rabbit
Clonality	Polyclonal
Isotype	IgG
Species Reactivity	Human, Mouse, Rat
Calculated MW	Calculated MW: 134 kDa; Observed MW: 140-160 kDa
Recommended Dilution	WB-1:500-1:2000; IHC-1:100-1:300; IF-1:50-1:200; ELISA-1:20000

Target information (P00533)

Gene Name	EGFR
About Gene Symbol	EGFR (Epidermal Growth Factor Receptor) is a receptor tyrosine kinase involved in immune signaling. It is an important research target in cancer research and is widely studied to elucidate cellular mechanisms and identify therapeutic targets.

9051 Mira Mesa Blvd, #910094
San Diego, CA 92191
Tel: 760-390-3989

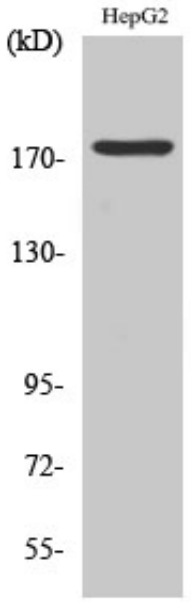

Western blot analysis of Phospho-EGFR (Tyr1092) in various lysates using Phospho-EGFR (Tyr1092) antibody.

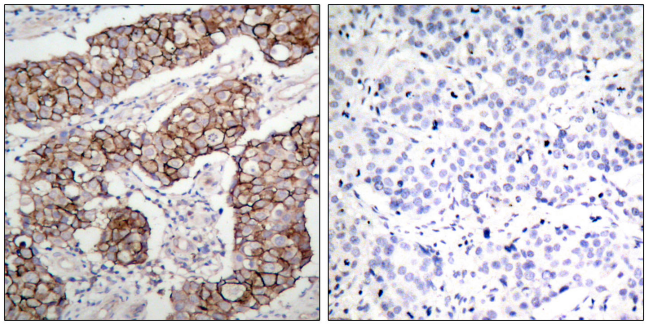

Immunohistochemistry analysis of paraffin-embedded Human breast carcinoma, using EGFR (Phospho-Tyr109, 2) antibody.High-pressure and temperature Sodium Citrate pH 6.0 was used for antigen retrieval. Sample with blocking peptide on the right.

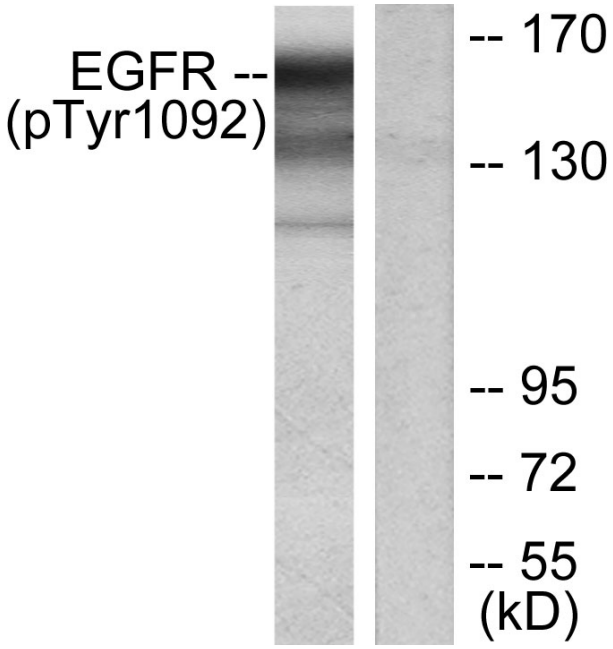

Western blot analysis of Phospho-EGFR (Tyr1092) in HUVEC lysates treated with EGF, using EGFR (Phospho-Tyr19, 2) antibody. The lane on the right is blocked with the Phospho- peptide.