9051 Mira Mesa Blvd, #910094
San Diego, CA 92191
Tel: 760-390-3989

# Phospho-kappa Opioid Receptor (Ser369) Rabbit pAb

ABZ4478

## Product Overview

| | |
|---|---|
| **Name** | Phospho-kappa Opioid Receptor (Ser369) Rabbit pAb |
| **Accession(Primary)** | P41145 |
| **Host Species** | Rabbit |
| **Clonality** | Polyclonal |
| **Isotype** | IgG |
| **Species Reactivity** | Mouse, Rat |
| **Calculated MW** | Calculated MW: 43 kDa; Observed MW: 43 kDa |
| **Recommended Dilution** | WB-1:500-1:2000; IHC-1:100-1:300; IF-1:50-1:200; ELISA-1:10000 |

## Target information (P41145)

| | |
|---|---|
| **Gene Name** | OPRK1 |
| **About Gene Symbol** | |

9051 Mira Mesa Blvd, #910094
San Diego, CA 92191
Tel: 760-390-3989

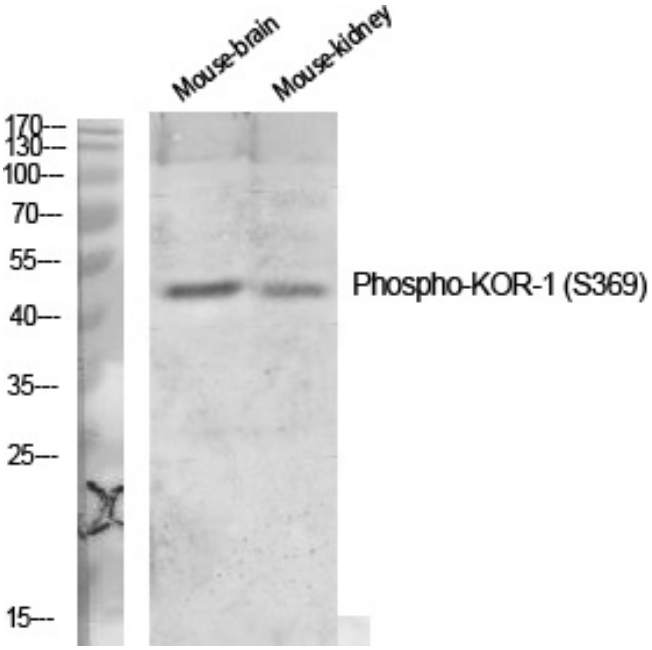


Western blot analysis of Phospho-kappa Opioid Receptor (Ser369) in various lysates using Phospho-kappa Opioid Receptor (Ser369) antibody.

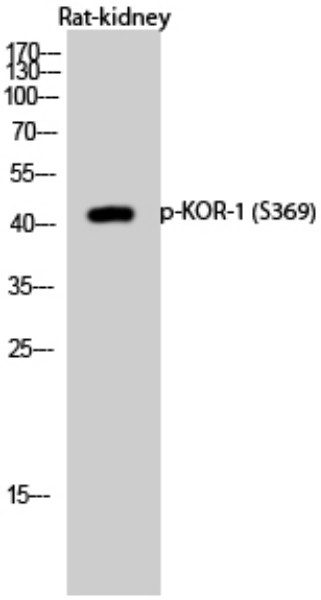


Western blot analysis of Phospho-kappa Opioid Receptor (Ser369) in rat kidney lysates using Phospho-KOR1 (S369) antibody.

9051 Mira Mesa Blvd, #910094
San Diego, CA 92191
Tel: 760-390-3989

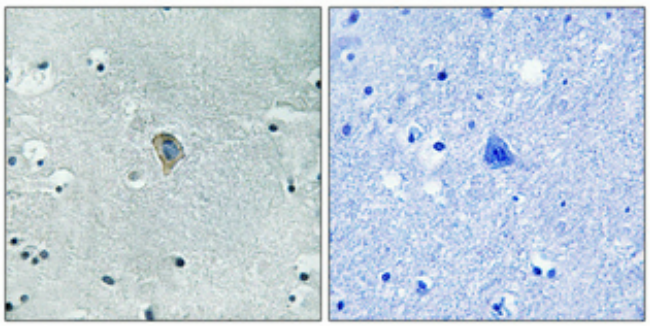

Immunohistochemistry analysis of paraffin-embedded Human brain using Phospho-kappa Opioid Receptor (Ser369) antibody. High-pressure and temperature Tris-EDTA pH 8.0 was used for antigen retrieval.Sample with blocking peptide on the right.

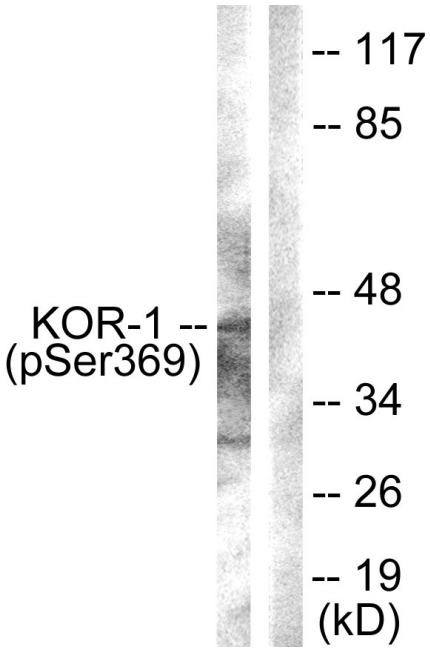


Western blot analysis of Phospho-kappa Opioid Receptor (Ser369) in NIH/3T3 lysates using Phospho-kappa Opioid Receptor (Ser369) antibody.The lane on the right is blocked with the Phospho- peptide.