9051 Mira Mesa Blvd, #910094
San Diego, CA 92191
Tel: 760-390-3989

Phospho-IKK beta (Tyr188) Rabbit pAb

ABZ4481

Product Overview

Name	Phospho-IKK beta (Tyr188) Rabbit pAb
Accession(Primary)	O14920
Host Species	Rabbit
Clonality	Polyclonal
Isotype	IgG
Species Reactivity	Human, Mouse, Rat, Cat
Calculated MW	Calculated MW: 87 kDa; Observed MW: 87 kDa
Recommended Dilution	WB-1:500-1:2000; IHC-1:100-1:300; IF-1:50-1:200; ELISA-1:10000

Target information (O14920)

Gene Name	IKBKB
About Gene Symbol	IKBKB (Inhibitor Of Nuclear Factor Kappa B Kinase Subunit Beta) is a serine/threonine protein kinase involved in NF-κB signaling. It is an important research target in cancer, cell signaling, and therapeutic target research and is widely studied to elucidate cellular mechanisms and identify therapeutic targets.

9051 Mira Mesa Blvd, #910094
San Diego, CA 92191
Tel: 760-390-3989

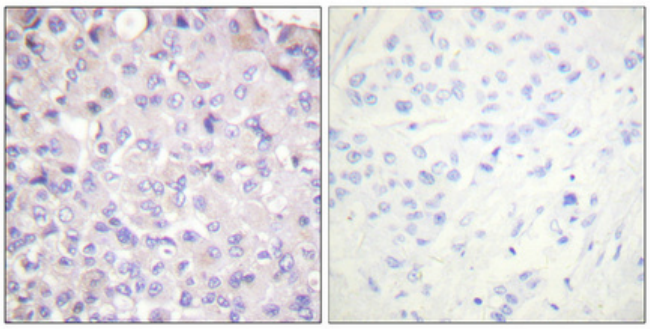

Immunohistochemistry analysis of paraffin-embedded Human breast cancer using Phospho-IKK beta (Tyr188) antibody.High-pressure and temperature Tris-EDTA pH 8.0 was used for antigen retrieval.Sample with blocking peptide on the right.

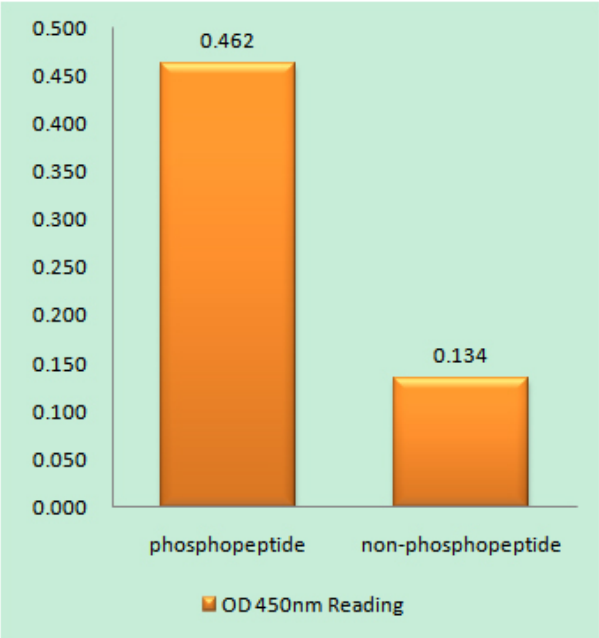

EnzymeLinked Immunosorbent Assay (Phospho-ELISA) for Immunogen Phospho-peptide (Phospho-left) and NonPhospho-peptide (Phospho-right), using IKKbeta (Phospho-Tyr18antibody

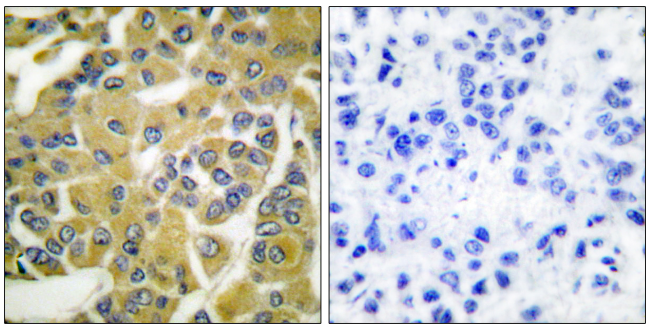

Immunohistochemistry analysis of paraffin-embedded Human breast carcinoma using Phospho-IKK beta (Tyr188) antibody. High-pressure and temperature Sodium Citrate pH 6.0 was used for antigen retrieval.Sample with blocking peptide on the right.

9051 Mira Mesa Blvd, #910094
San Diego, CA 92191
Tel: 760-390-3989

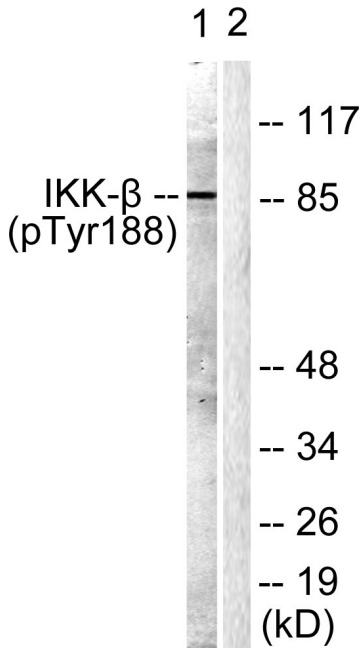

Western blot analysis of Phospho-IKK beta (Tyr188) in COS7 lysates using Phospho-IKK beta (Tyr188) antibody.The lane on the right is blocked with the synthesized peptide.