9051 Mira Mesa Blvd, #910094
San Diego, CA 92191
Tel: 760-390-3989

Phospho-Nucleophosmin (Thr199) Rabbit pAb

ABZ4484

Product Overview

Name	Phospho-Nucleophosmin (Thr199) Rabbit pAb
Accession(Primary)	P06748
Host Species	Rabbit
Clonality	Polyclonal
Isotype	IgG
Species Reactivity	Human, Mouse, Rat
Calculated MW	Calculated MW: 33 kDa; Observed MW: 33 kDa
Recommended Dilution	WB-1:500-1:2000; IHC-1:100-1:300; IF-1:200-1:1000; ELISA-1:40000

Target information (P06748)

Gene Name	NPM1
About Gene Symbol	

9051 Mira Mesa Blvd, #910094
San Diego, CA 92191
Tel: 760-390-3989

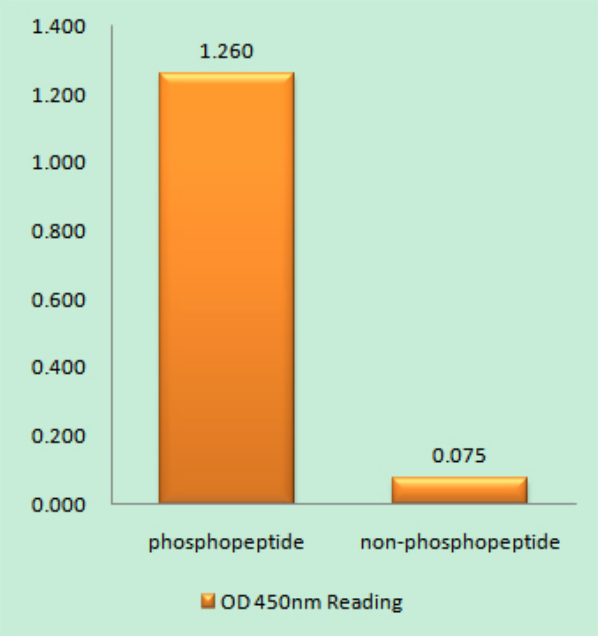

EnzymeLinked Immunosorbent Assay (Phospho-ELISA) for Immunogen Phospho-peptide (Phospho-left) and NonPhospho-peptide (Phospho-right), using NPM (Phospho-Thr19antibody

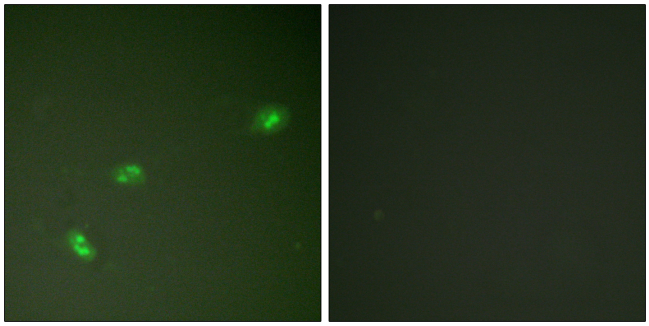

Immunofluorescence analysis of Phospho-B23 (Thr199) in HeLa treated with EGF using Phospho-B23 (Thr199) antibody. The picture on the right is blocked with the Phospho- peptide.

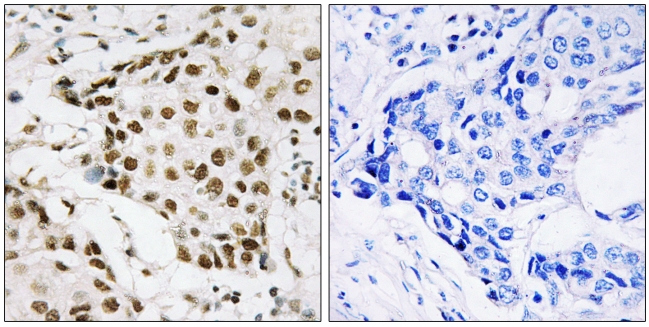

Immunohistochemistry analysis of paraffin-embedded Human breast carcinoma using Phospho-B23 (Thr199) antibody. High-pressure and temperature Sodium Citrate pH 6.0 was used for antigen retrieval.Sample with blocking peptide on the right.

9051 Mira Mesa Blvd, #910094
San Diego, CA 92191
Tel: 760-390-3989

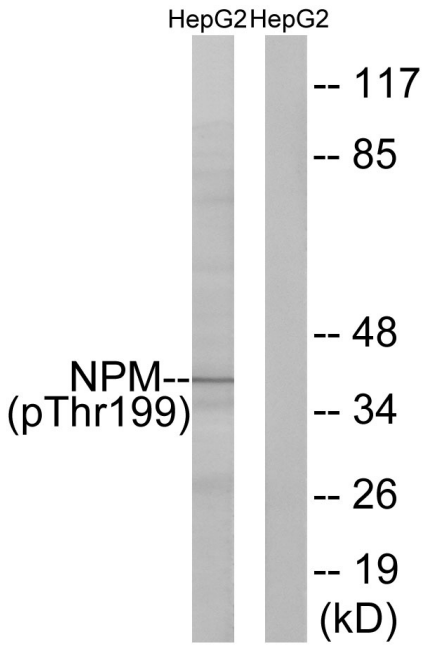

Western blot analysis of Phospho-B23 (Thr199) in HepG2 lysates using Phospho-B23 (Thr199) antibody.The lane on the right is blocked with the synthesized peptide.