9051 Mira Mesa Blvd, #910094
San Diego, CA 92191
Tel: 760-390-3989

Phospho-ER alpha (Ser167) Rabbit pAb

ABZ4508

Product Overview

Name	Phospho-ER alpha (Ser167) Rabbit pAb
Accession(Primary)	P03372
Host Species	Rabbit
Clonality	Polyclonal
Isotype	IgG
Species Reactivity	Human, Mouse, Rat
Calculated MW	Calculated MW: 66 kDa; Observed MW: 66 kDa
Recommended Dilution	WB-1:500-1:2000; IHC-1:100-1:300; IF-1:50-1:200; ELISA-1:20000

Target information (P03372)

Gene Name	ESR1
About Gene Symbol	

9051 Mira Mesa Blvd, #910094
San Diego, CA 92191
Tel: 760-390-3989

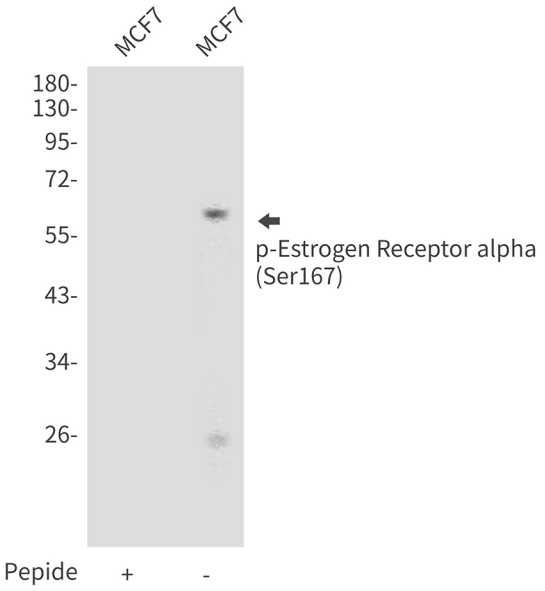

Western blot analysis of Phospho-Estrogen Receptor alpha (Ser167) in MCF-7 lysates using Phospho-Estrogen Receptor alpha (Ser167) antibody.

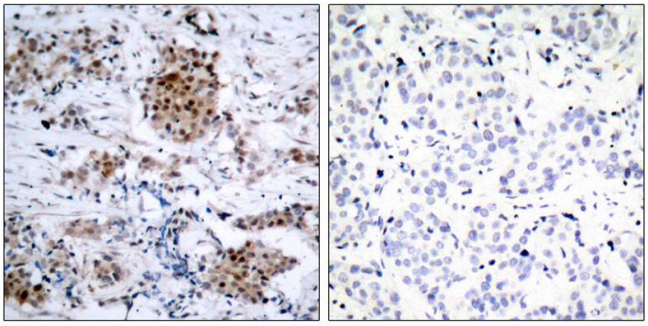

Immunohistochemistry analysis of paraffin-embedded Human breast carcinoma tissue using Estrogen Receptora(Phospho-Ser167) antibody.High-pressure and temperature Sodium Citrate pH 6.0 was used for antigen retrieval. Sample with blocking peptide on the right.

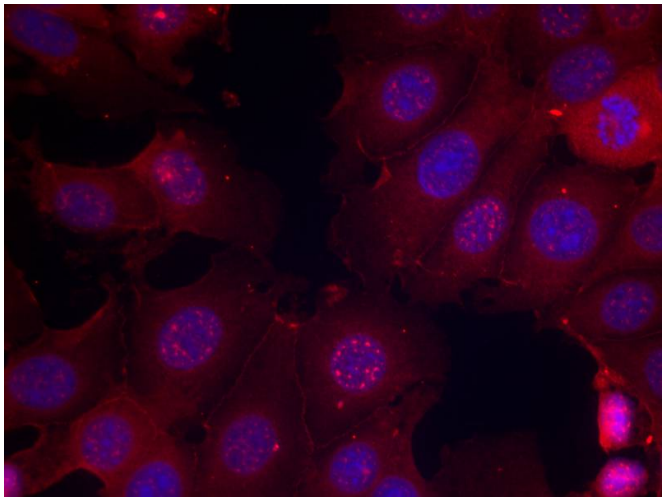

Immunofluorescence analysis of Phospho-Estrogen Receptor alpha (Ser167) in MCF-7 cells using Estrogen Receptora(Phospho-Ser167) antibody(red).