9051 Mira Mesa Blvd, #910094
San Diego, CA 92191
Tel: 760-390-3989

# Phospho-delta 1 Catenin (Thr916) Rabbit mAb

ABZ4558

## Product Overview

| | |
|---|---|
| **Name** | Phospho-delta 1 Catenin (Thr916) Rabbit mAb |
| **Accession(Primary)** | O60716 |
| **Host Species** | Rabbit |
| **Clonality** | Monoclonal |
| **Isotype** | IgG |
| **Species Reactivity** | Human |
| **Calculated MW** | Calculated MW: 108 kDa; Observed MW: 100 kDa |
| **Recommended Dilution** | WB-1:2000-1:5000; IHC-P-1:100-1:200; ICC/IF-1:50-1:100 |

## Target information (O60716)

| | |
|---|---|
| **Gene Name** | CTNND1 |
| **About Gene Symbol** | CTNND1 (Catenin Delta 1) is a cell junction/adhesion protein involved in cytoskeletal organization. It is an important research target in cell biology, cancer metastasis, and cytoskeletal research and is widely studied to elucidate cellular mechanisms and identify therapeutic targets. |

9051 Mira Mesa Blvd, #910094
San Diego, CA 92191
Tel: 760-390-3989




Western blot analysis of Phospho-delta 1 Catenin/CAS (Thr916) in MCF-7, U251, C2C12 lysates using Phospho-delta 1 Catenin (Thr916) antibody.

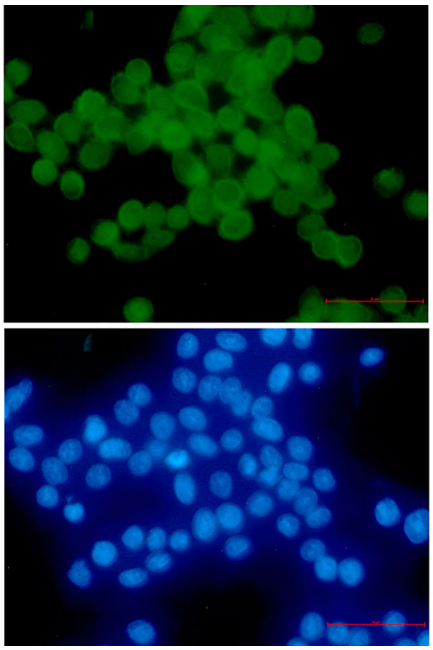

Immunocytochemistry analysis of delta 1 Catenin/CAS (Phospho-Thr916) (green) in hela using delta 1 Catenin/CAS (Phospho-Thr916) antibody,and DAPI(blue)

9051 Mira Mesa Blvd, #910094
San Diego, CA 92191
Tel: 760-390-3989

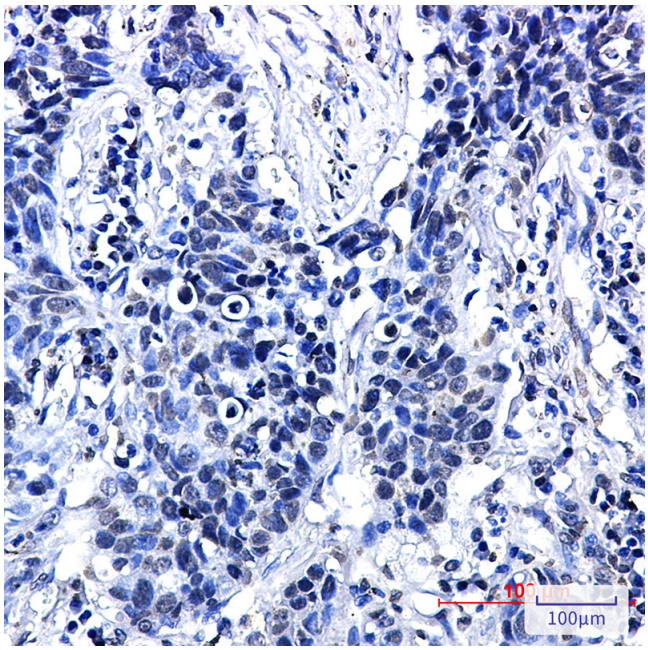


Immunohistochemistry analysis of paraffin-embedded Human lung cancer using Phospho-delta 1 Catenin/CAS (Thr916) antibody.High-pressure and temperature Sodium Citrate pH 6.0 was used for antigen retrieval.