9051 Mira Mesa Blvd, #910094
San Diego, CA 92191
Tel: 760-390-3989

Phospho-E Cadherin (Ser838/Ser840) Rabbit mAb

ABZ4559

Product Overview

Name	Phospho-E Cadherin (Ser838/Ser840) Rabbit mAb
Accession(Primary)	P12830
Host Species	Rabbit
Clonality	Monoclonal
Isotype	IgG
Species Reactivity	Human, Mouse, Rat
Calculated MW	Calculated MW: 97 kDa; Observed MW: 135 kDa
Recommended Dilution	WB-1:1000-1:5000; IHC-P-1:1000-1:5000

Target information (P12830)

Gene Name CDH1

About Gene Symbol

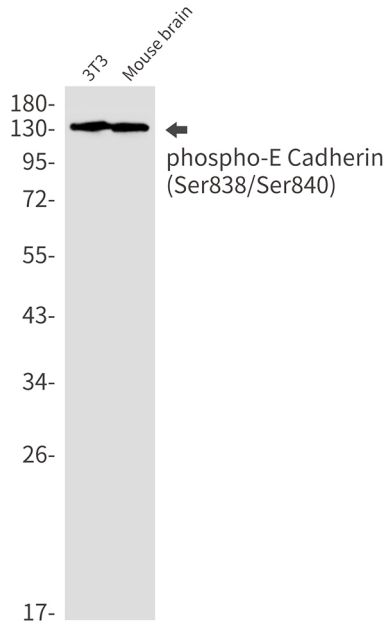

Western blot analysis of Phospho-E Cadherin (Ser838/Ser840) in 3T3, mouse brain lysates using Phospho-E Cadherin (Ser838/Ser840) antibody.

9051 Mira Mesa Blvd, #910094
San Diego, CA 92191
Tel: 760-390-3989

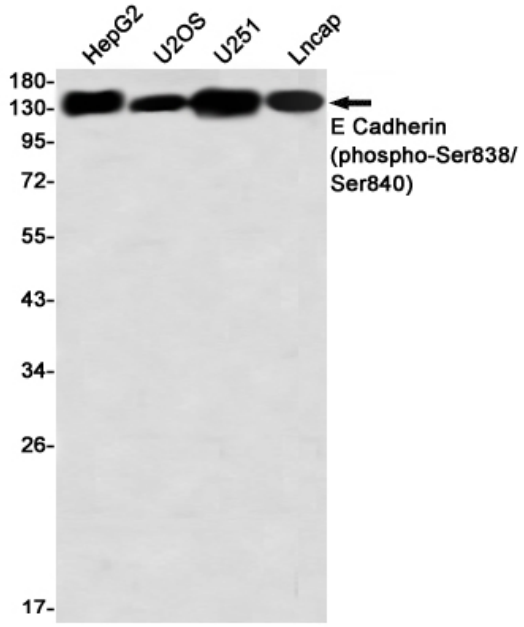

Western blot analysis of E Cadherin (Phospho-Ser838/Ser840) in HepG2, U2OS, U251, Lncap lysates using E Cadherin (Phospho-Ser838/Ser840) antibody.

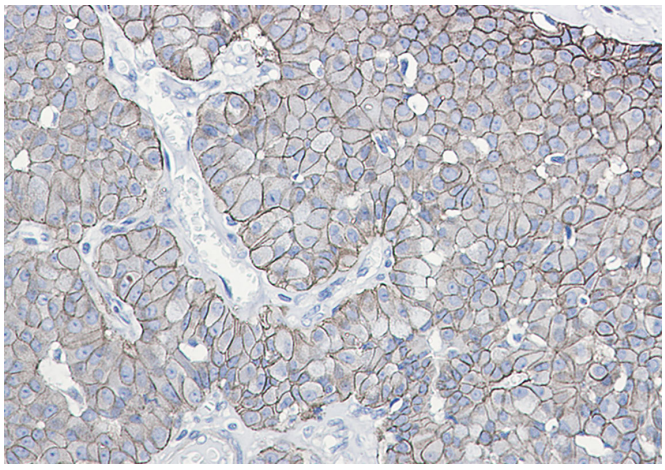

Immunohistochemistry analysis of paraffin-embedded Human breast cancer using E Cadherin (Phospho-Ser838/Ser840) antibody. High-pressure and temperature Sodium Citrate pH 6.0 was used for antigen retrieval.