9051 Mira Mesa Blvd, #910094
San Diego, CA 92191
Tel: 760-390-3989

Phospho-Ezrin/Radixin/Moesin (Thr567/Thr564/Thr558) Rabbit mAb

ABZ4562

Product Overview

Name	Phospho-Ezrin/Radixin/Moesin (Thr567/Thr564/Thr558) Rabbit mAb
Accession(Primary)	P15311
Host Species	Rabbit
Clonality	Monoclonal
Isotype	IgG
Species Reactivity	Human, Mouse, Rat
Calculated MW	Calculated MW: 69 kDa; Observed MW: 75,80 kDa
Recommended Dilution	WB-1:500-1:1000; IHC-1:100-1:200

Target information (P15311)

Gene Name	EZR
About Gene Symbol	

9051 Mira Mesa Blvd, #910094
San Diego, CA 92191
Tel: 760-390-3989

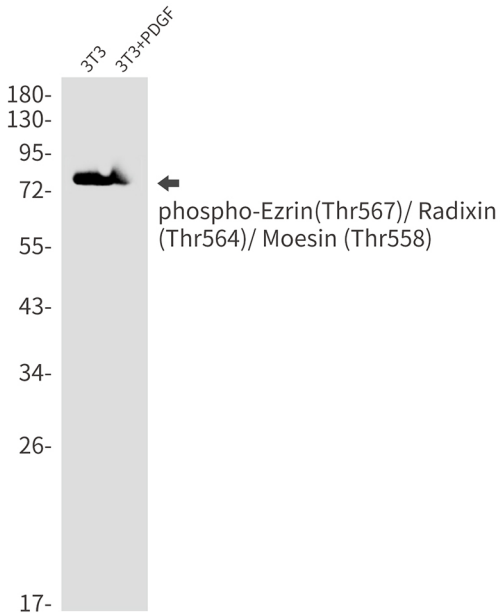

Western blot analysis of Phospho-Ezrin (Thr567)/ Radixin (Thr564)/ Moesin (Thr558) in 3T3, 3T3+PDGF lysates using Phospho-Ezrin/Radixin/Moesin (Thr567/Thr564/Thr558) antibody.

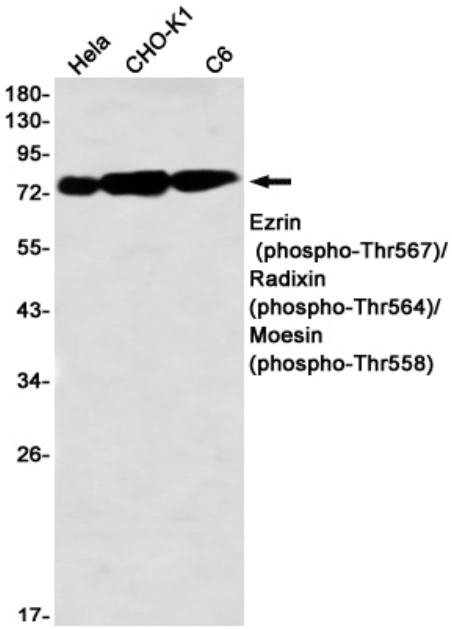

Western blot analysis of Ezrin (Phospho-Thr567)/ Radixin (Phospho-Thr564)/ Moesin (Phospho-Thr558) in Hela, CHO-K1, C6 lysates using Ezrin (Phospho-Thr567)/ Radixin (Phospho-Thr564)/ Moesin (Phospho-Thr558) antibody.

9051 Mira Mesa Blvd, #910094
San Diego, CA 92191
Tel: 760-390-3989

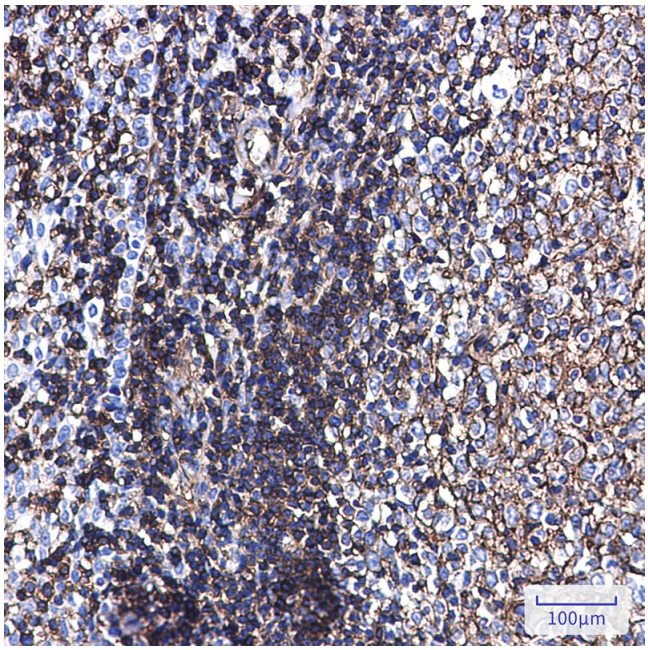

Immunohistochemistry analysis of paraffin-embedded Human tonsil using Ezrin (Phospho-Thr567)/ Radixin (Phospho-Thr564)/ Moesin (Phospho-Thr558) antibody. High-pressure and temperature Sodium Citrate pH 6.0 was used for antigen retrieval.