9051 Mira Mesa Blvd, #910094
San Diego, CA 92191
Tel: 760-390-3989

Phospho-PKC zeta/lambda (Thr410/Thr412) Rabbit mAb

ABZ4570

Product Overview

Name	Phospho-PKC zeta/lambda (Thr410/Thr412) Rabbit mAb
Accession(Primary)	P05129
Host Species	Rabbit
Clonality	Monoclonal
Isotype	IgG
Species Reactivity	Human, Mouse, Rat
Calculated MW	Calculated MW: 78 kDa; Observed MW: 78 kDa
Recommended Dilution	WB-1:1000-1:5000; IHC-P-1:50-1:100

Target information (P05129)

Gene Name	PRKCG
About Gene Symbol	PRKCG (Protein Kinase C Gamma) is a protein kinase and signaling regulator involved in cell signaling and proliferation. It is an important research target in cancer, cell signaling, and therapeutic target research and is widely studied to elucidate cellular mechanisms and identify therapeutic targets.

9051 Mira Mesa Blvd, #910094
San Diego, CA 92191
Tel: 760-390-3989



Western blot analysis of Phospho-PKC zeta (Thr410)/PKC lambda (Thr412) in mouse brain lysates using Phospho-PKC zeta/lambda (Thr410/Thr412) antibody.

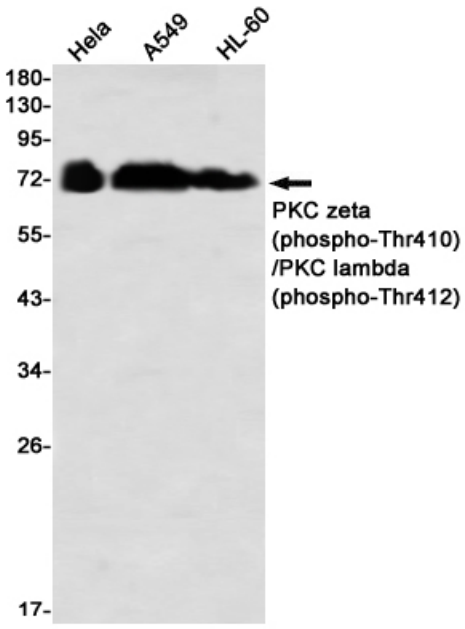

Western blot analysis of PKC zeta (Phospho-Thr410)/PKC lambda (Phospho-Thr412) in Hela, A549, HL-60 lysates using PKC zeta (Phospho-Thr410)/PKC lambda (Phospho-Thr412) antibody.

9051 Mira Mesa Blvd, #910094
San Diego, CA 92191
Tel: 760-390-3989

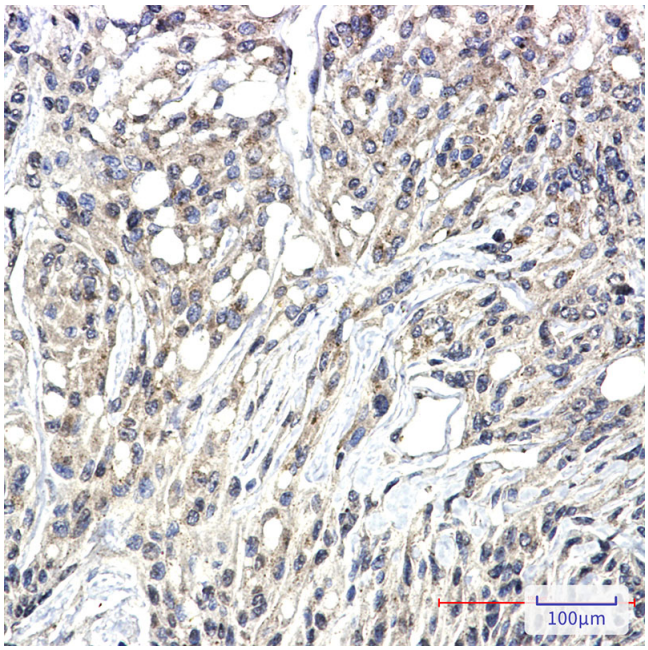

Immunohistochemistry analysis of paraffin-embedded Human Brain using PKC zeta (Phospho-Thr410)/PKC lambda (Phospho-Thr412) antibody. High-pressure and temperature Sodium Citrate pH 6.0 was used for antigen retrieval.