9051 Mira Mesa Blvd, #910094
San Diego, CA 92191
Tel: 760-390-3989

Phospho-FGFR1 (Tyr654) Rabbit pAb

ABZ4582

Product Overview

Name	Phospho-FGFR1 (Tyr654) Rabbit pAb
Accession(Primary)	P11362
Host Species	Rabbit
Clonality	Polyclonal
Isotype	IgG
Species Reactivity	Human, Mouse, Rat
Calculated MW	Calculated MW: 92 kDa; Observed MW: 120 kDa
Recommended Dilution	WB-1:500-1:2000; IF-1:200-1:1000

Target information (P11362)

Gene Name	FGFR1
About Gene Symbol	



Western blot analysis of Phospho-FGFR1 (Tyr654) in Hela lysates using Phospho-FGFR1 (Tyr654) antibody.

9051 Mira Mesa Blvd, #910094
San Diego, CA 92191
Tel: 760-390-3989

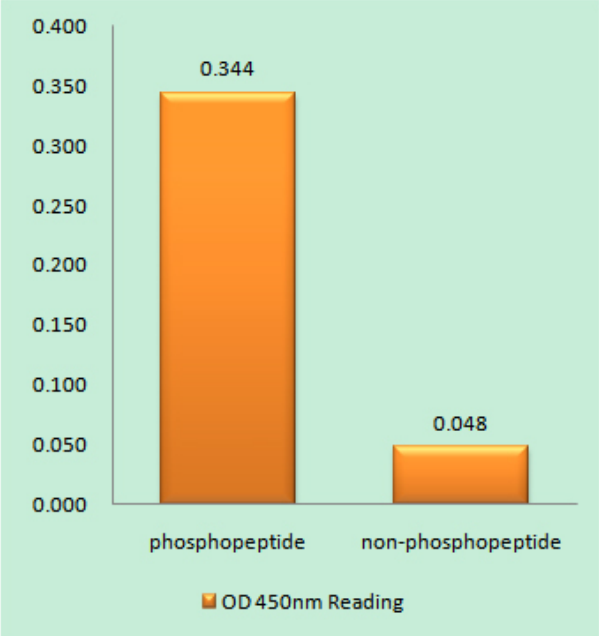

EnzymeLinked Immunosorbent Assay (Phospho-ELISA) for Immunogen Phospho-peptide (Phospho-left) and NonPhospho-peptide (Phospho-right), using FGFR1 (Phospho-Tyr654) antibody.

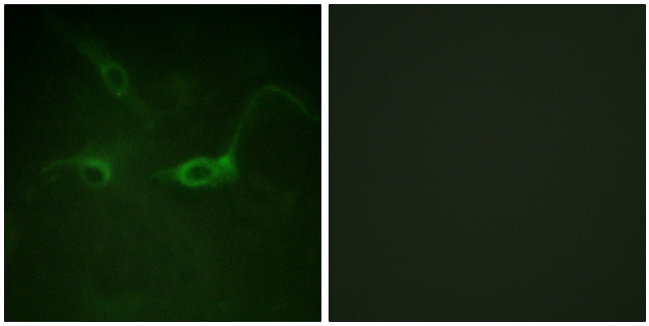

Immunofluorescence analysis of Phospho-FGFR1 (Tyr654) in COS7 cells using FGFR1 (Phospho-Tyr654) antibody. The picture on the right is blocked with the Phospho- peptide.

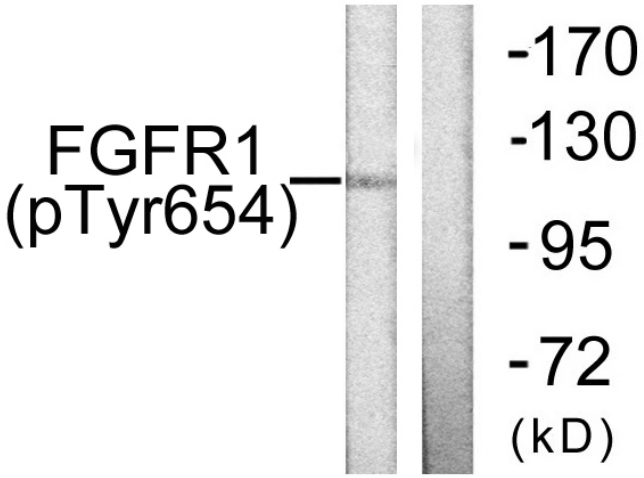

Western blot analysis of Phospho-FGFR1 (Tyr654) in 293 lysates treated with Insulin using Phospho-FGFR1 (Tyr654) antibody.The lane on the right is blocked with the Phospho- peptide.