9051 Mira Mesa Blvd, #910094
San Diego, CA 92191
Tel: 760-390-3989

Phospho-PDPK1 (Ser241) Rabbit pAb

ABZ4583

Product Overview

Name	Phospho-PDPK1 (Ser241) Rabbit pAb
Accession(Primary)	O15530
Host Species	Rabbit
Clonality	Polyclonal
Isotype	IgG
Species Reactivity	Human, Mouse, Rat
Calculated MW	Calculated MW: 63 kDa; Observed MW: 63 kDa
Recommended Dilution	WB-1:500-1:2000; IHC-1:100-1:300; IF-1:50-1:200; ELISA-1:20000

Target information (O15530)

Gene Name	PDPK1
About Gene Symbol	PDPK1 (3-Phosphoinositide Dependent Protein Kinase 1) is a protein kinase and signaling regulator involved in cell signaling and proliferation. It is an important research target in cancer, cell signaling, and therapeutic target research and is widely stu

9051 Mira Mesa Blvd, #910094
San Diego, CA 92191
Tel: 760-390-3989

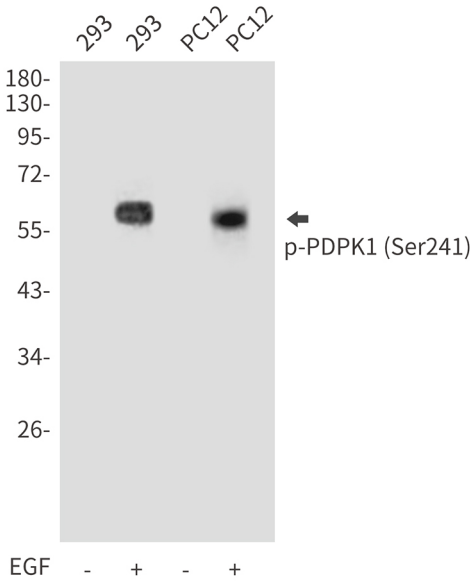

Western blot analysis of Phospho-PDPK1 (Ser241) in 293, PC-12 lysates using Phospho-PDPK1 (Ser241) antibody.

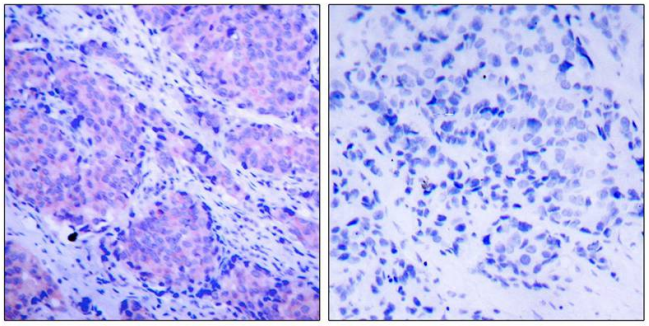

Immunohistochemistry analysis of paraffin-embedded Human breast carcinoma tissue using PDK1(Phospho-Ser241) antibody.High-pressure and temperature Sodium Citrate pH 6.0 was used for antigen retrieval. Sample with blocking peptide on the right.

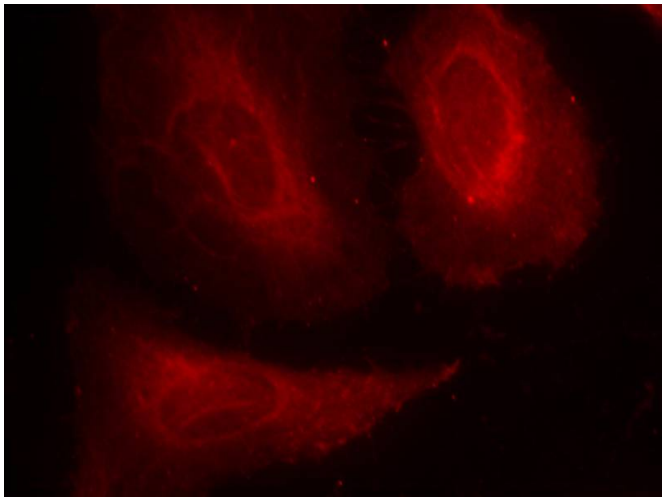

Immunofluorescence analysis of Phospho-PDPK1 (Ser241) in Hela cells using PDK1(Phospho-Ser241) antibody(red).