9051 Mira Mesa Blvd, #910094
San Diego, CA 92191
Tel: 760-390-3989

Phospho-Histone H2A.X (Ser139) (7G9) Mouse mAb

ABZ4585

Product Overview

Name	Phospho-Histone H2A.X (Ser139) (7G9) Mouse mAb
Accession(Primary)	P16104
Host Species	Mouse
Clonality	Monoclonal
Isotype	IgG1
Species Reactivity	Human, Mouse
Calculated MW	Calculated MW: 15 kDa; Observed MW: 15 kDa
Recommended Dilution	WB-1:1000-1:4000; IF-1:100-1:400

Target information (P16104)

Gene Name	H2AX
About Gene Symbol	

9051 Mira Mesa Blvd, #910094
San Diego, CA 92191
Tel: 760-390-3989

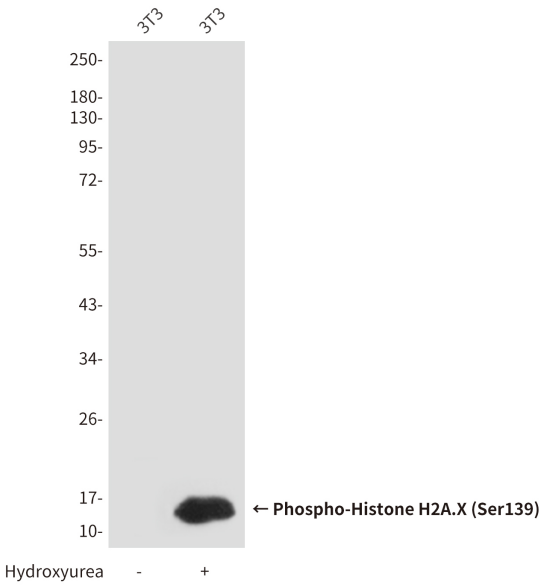

Western blot analysis of Phosphorylation of H2A.X at Serine 139 in 3T3 or Hydroxyureatreated 3T3 lysates using Phospho-Histone H2A.X (Ser139) antibody.

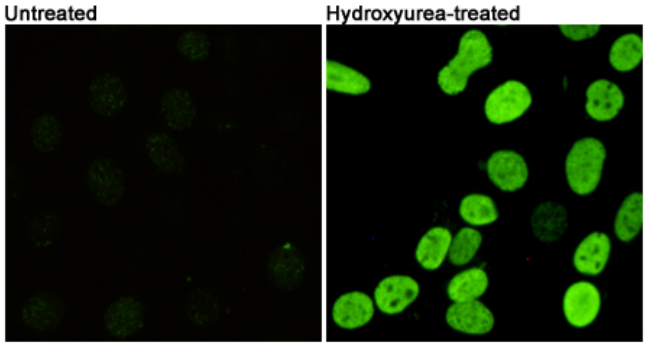

Immunofluorescence analysis of Phospho-Histone H2A.X (Ser139) (7G9) in 3T3 or Hydroxyureatreated 3T3 using Phospho-Histone H2A.X (Ser139) antibody.

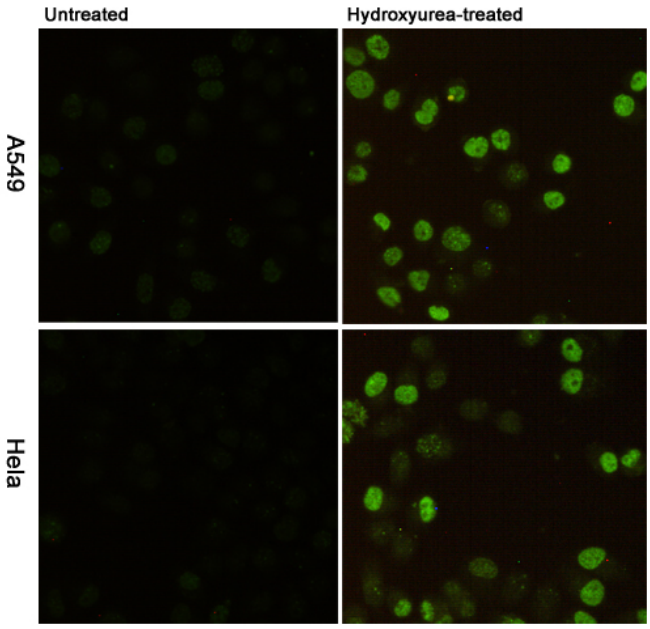

Immunofluorescence analysis of Phospho-Histone H2A.X (Ser139) (7G9) in A549(upper, untreated or Hydroxyureatreated) and Hela(lower, untreated or Hydroxyureatreated) using Phospho-Histone H2A.X (Ser139) antibody.