9051 Mira Mesa Blvd, #910094
San Diego, CA 92191
Tel: 760-390-3989

Phospho-ER alpha (Ser118) Rabbit mAb

ABZ4594

Product Overview

Name	Phospho-ER alpha (Ser118) Rabbit mAb
Accession(Primary)	P03372
Host Species	Rabbit
Clonality	Monoclonal
Isotype	IgG
Species Reactivity	Human
Calculated MW	Calculated MW: 66 kDa; Observed MW: 66 kDa
Recommended Dilution	WB-1:500-1:1000; ICC/IF-1:100-1:200; IHC-1:50-1:100

Target information (P03372)

Gene Name	ESR1
About Gene Symbol	

9051 Mira Mesa Blvd, #910094
San Diego, CA 92191
Tel: 760-390-3989

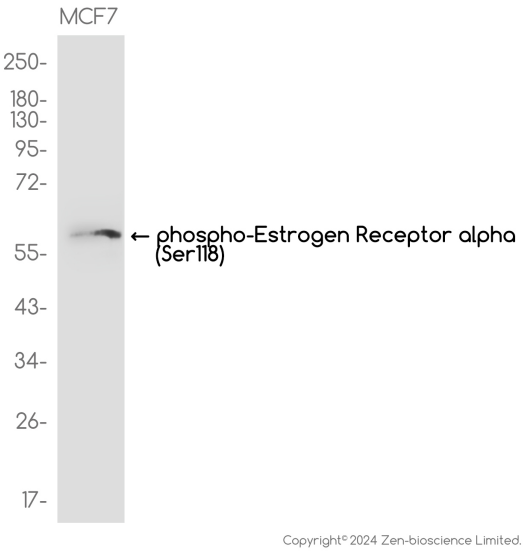

Western blot analysis of phospho-Estrogen Receptor alpha (Ser118) in MCF7 lysates using phospho-Estrogen Receptor alpha (Ser118) antibody.

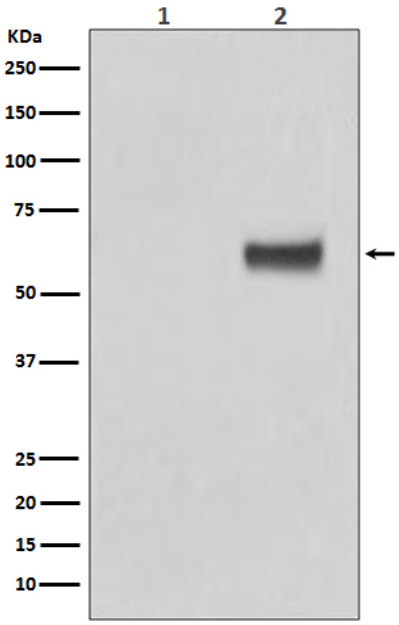

Western blot analysis of Phospho-ER alpha (S118) in (1) MCF-7 lysates; (2) MCF-7 lysates treated with bEstradiol and EGF using Phospho-Estrogen Receptor alpha (Ser118) antibody.

9051 Mira Mesa Blvd, #910094
San Diego, CA 92191
Tel: 760-390-3989

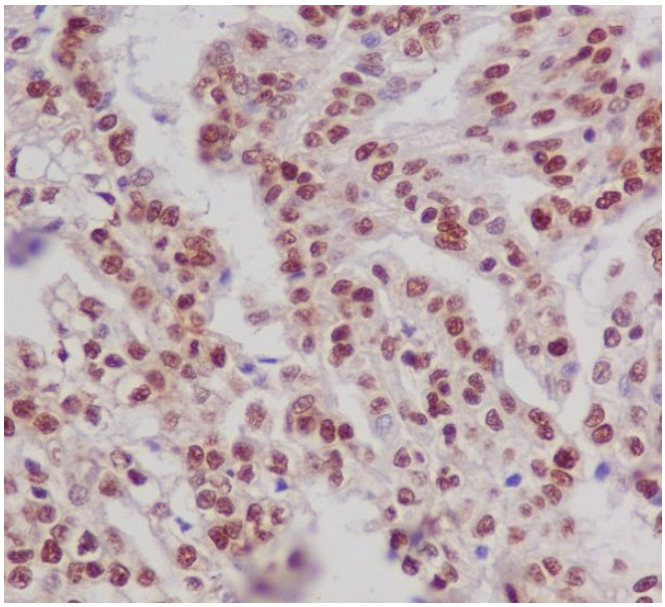

Immunohistochemistry analysis of paraffin-embedded Human kidney using Phospho-ER alpha (S118) antibody.High-pressure and temperature Sodium Citrate pH 6.0 was used for antigen retrieval.

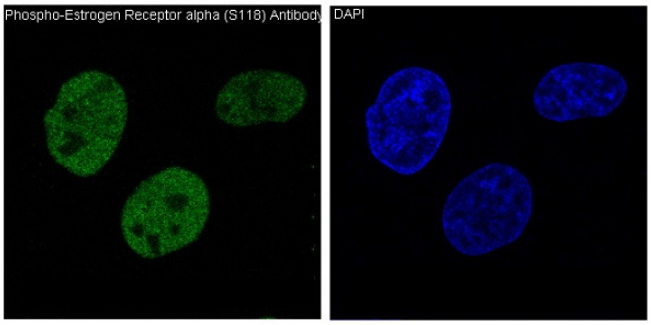

Immunofluorescence analysis of Phospho-Estrogen Receptor alpha (Ser118) in MCF-7 treated with EGF using Phospho-ER alpha (S118) antibody.