9051 Mira Mesa Blvd, #910094
San Diego, CA 92191
Tel: 760-390-3989

TriMethyl-Histone H3 (Lys27) Rabbit mAb

ABZ4607

Product Overview

Name	TriMethyl-Histone H3 (Lys27) Rabbit mAb
Accession(Primary)	P68431
Host Species	Rabbit
Clonality	Monoclonal
Isotype	IgG
Species Reactivity	Human, Mouse, Rat
Calculated MW	Calculated MW: 15 kDa; Observed MW: 15 kDa
Recommended Dilution	WB-1:500-1:1000; IHC-P-1:200-1:500; ICC/IF-1:500-1:1000

Target information (P68431)

Gene Name	H3C1
About Gene Symbol	H3C1 (H3 Clustered Histone 1) is an epigenetic and nuclear regulatory protein involved in chromatin remodeling and epigenetics. It is an important research target in epigenetic regulation, chromatin biology, and cancer research and is widely studied to el

9051 Mira Mesa Blvd, #910094
San Diego, CA 92191
Tel: 760-390-3989



Western blot analysis of Histone H3 (tri methylLys27) in C6, Jurkat lysates using TriMethyl-Histone H3 (Lys27) antibody.

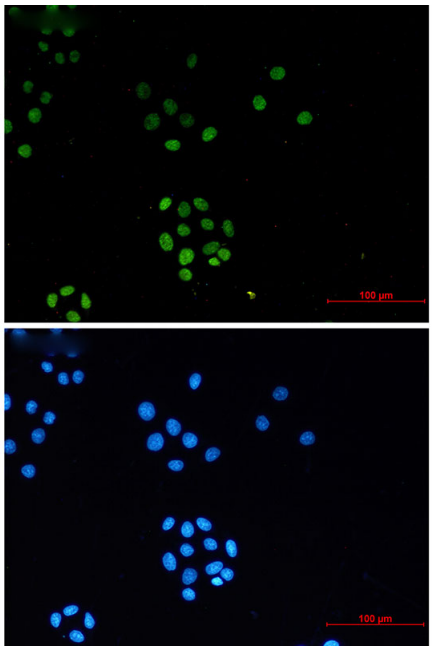

Immunocytochemistry analysis of TriMethyl-Histone H3 (Lys27) (green) in Hela using TriMethyl-Histone H3 (Lys27) antibody,and DAPI(blue)

9051 Mira Mesa Blvd, #910094
San Diego, CA 92191
Tel: 760-390-3989

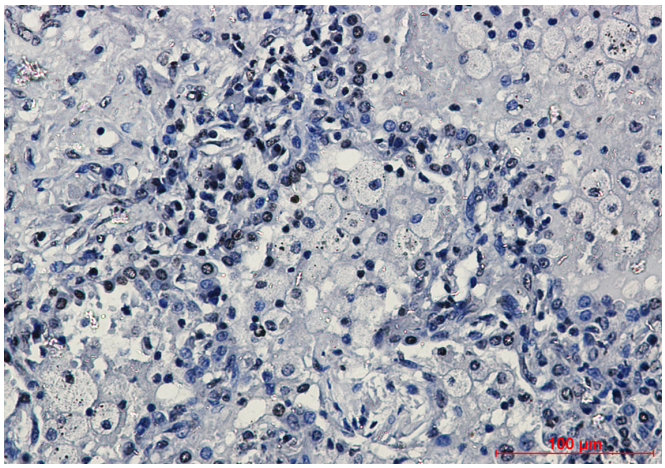

Immunohistochemistry analysis of paraffin-embedded Human lung cancer using TriMethyl-Histone H3 (Lys27) antibody.High-pressure and temperature Sodium Citrate pH 6.0 was used for antigen retrieval.