9051 Mira Mesa Blvd, #910094
San Diego, CA 92191
Tel: 760-390-3989

[KD]NAK/TBK1 Rabbit mAb

ABZ4634

Product Overview

Name	[KD]NAK/TBK1 Rabbit mAb
Accession(Primary)	Q9UHD2
Host Species	Rabbit
Clonality	Monoclonal
Isotype	IgG
Species Reactivity	Human, Mouse, Rat
Calculated MW	Calculated MW: 84 kDa; Observed MW: 84 kDa
Recommended Dilution	WB-1:1000-1:5000; IHC-1:200-1:1000; IF: 1:50

Target information (Q9UHD2)

Gene Name	TBK1
About Gene Symbol	TBK1 (TANK Binding Kinase 1) is a serine/threonine protein kinase involved in NF-κB signaling. It is an important research target in cancer, cell signaling, and therapeutic target research and is widely studied to elucidate cellular mechanisms and identify therapeutic targets.

9051 Mira Mesa Blvd, #910094
San Diego, CA 92191
Tel: 760-390-3989

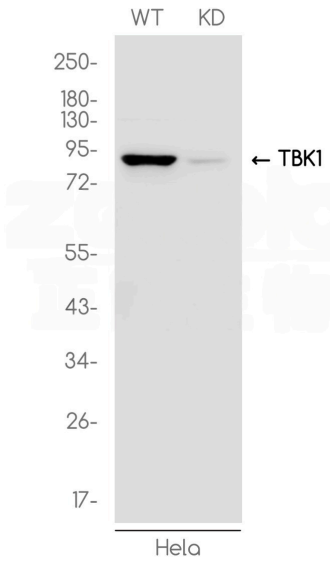

Western blot analysis of TBK1 in HeLa(WT) and TBK1-Knockdown HeLa(KD) using TBK1 antibody.

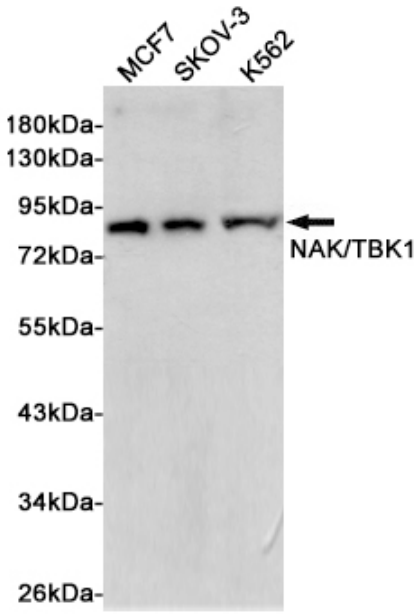

Western blot analysis of TBK1 in MCF-7, SKOV-3 and K562 lysates using TBK1 antibody.

9051 Mira Mesa Blvd, #910094
San Diego, CA 92191
Tel: 760-390-3989

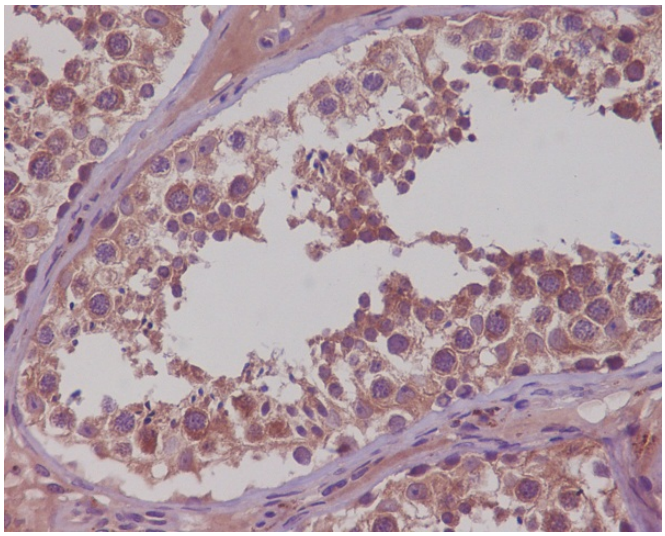

Immunohistochemistry analysis of paraffin-embedded Human testis using NAK/TBK1 (Nterm) antibody.High-pressure and temperature Sodium Citrate pH 6.0 was used for antigen retrieval.

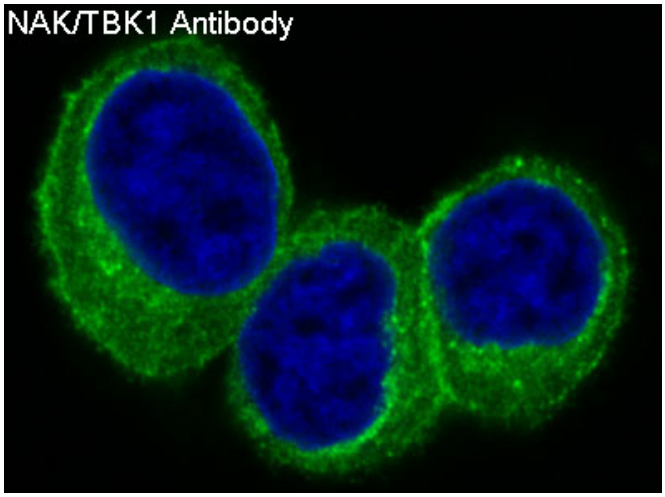

Immunofluorescence analysis of TBK1 in MCF-7 using NAK/TBK1 (Nterm) antibody.