9051 Mira Mesa Blvd, #910094
San Diego, CA 92191
Tel: 760-390-3989

[KD]MBD2 Rabbit mAb

ABZ4636

Product Overview

Name	[KD]MBD2 Rabbit mAb
Accession(Primary)	Q9UBB5
Host Species	Rabbit
Clonality	Monoclonal
Isotype	IgG
Species Reactivity	Human, Mouse, Rat
Calculated MW	Calculated MW: 43 kDa; Observed MW: 29,43 kDa
Recommended Dilution	WB-1:500-1:1000; IHC:1:20-1:500; ICC/IF-1:50-1:100; FC-1:20; IP-1:20

Target information (Q9UBB5)

Gene Name	MBD2
About Gene Symbol	MBD2 (Methyl-CpG Binding Domain Protein 2) is a protein kinase and signaling regulator involved in cell signaling and proliferation. It is an important research target in cancer, cell signaling, and therapeutic target research and is widely studied to elucidate cellular mechanisms and identify therapeutic targets.

9051 Mira Mesa Blvd, #910094
San Diego, CA 92191
Tel: 760-390-3989

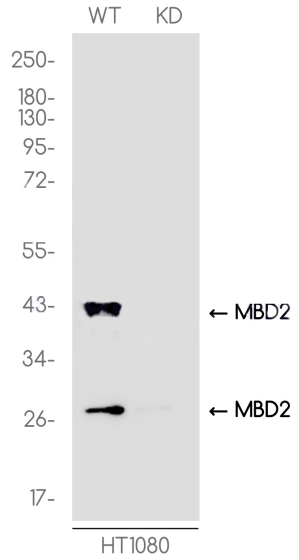

Western blot analysis of MBD2 in HT1080(WT) and MBD2-Knockdown HT1080(KD) using MBD2 antibody.



Immunocytochemistry analysis of MBD2 (green) in HL-60 using MBD2 antibody,and DAPI(blue).

9051 Mira Mesa Blvd, #910094
San Diego, CA 92191
Tel: 760-390-3989

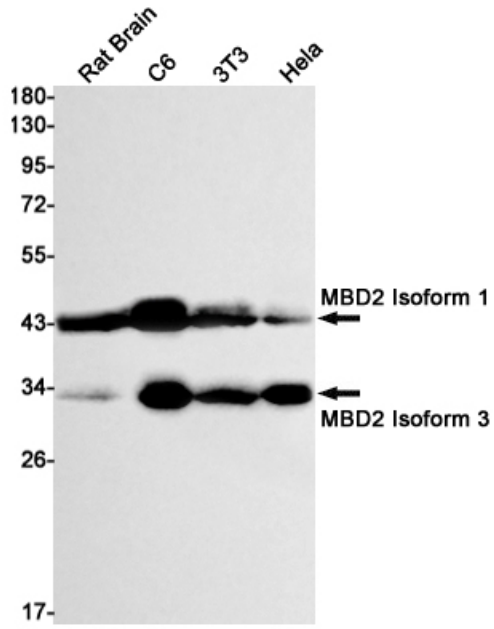

Western blot analysis of MBD2 in rat Brain, C6, 3T3, Hela lysates using MBD2 antibody.

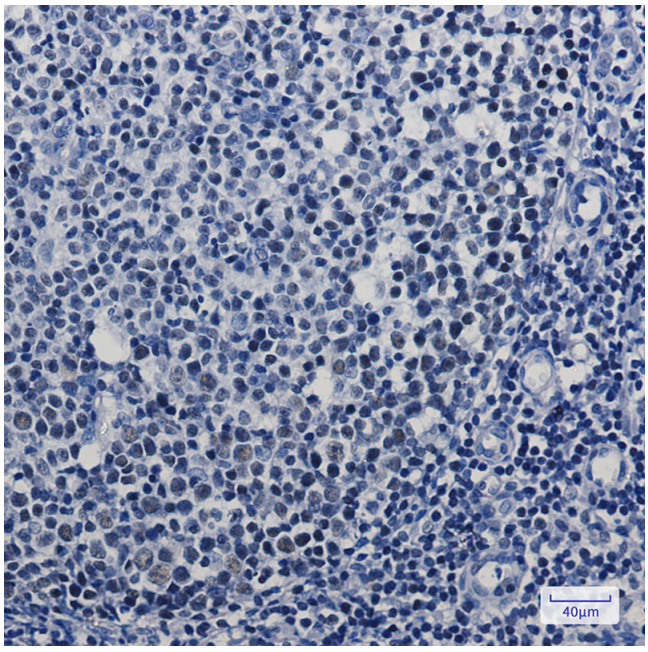

Immunohistochemistry analysis of paraffin-embedded Human tonsil using MBD2 antibody. High-pressure and temperature Sodium Citrate pH 6.0 was used for antigen retrieval.