9051 Mira Mesa Blvd, #910094
San Diego, CA 92191
Tel: 760-390-3989

[KD]MCAK Rabbit mAb

ABZ4637

Product Overview

Name	[KD]MCAK Rabbit mAb
Accession(Primary)	Q99661
Host Species	Rabbit
Clonality	Monoclonal
Isotype	IgG
Species Reactivity	Human
Calculated MW	Calculated MW: 81 kDa; Observed MW: 81 kDa
Recommended Dilution	WB-1:500-1:1000; ICC/IF-1:50-1:100; FC-1:100-1:200

Target information (Q99661)

Gene Name	KIF2C
About Gene Symbol	KIF2C (Kinesin Family Member 2C) is a kinesin motor protein involved in cytoskeletal organization. It is an important research target in cell biology, cancer metastasis, and cytoskeletal research and is widely studied to elucidate cellular mechanisms and identify therapeutic targets.

9051 Mira Mesa Blvd, #910094
San Diego, CA 92191
Tel: 760-390-3989

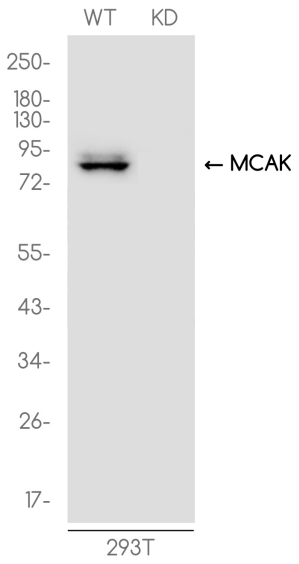

Western blot analysis of MCAK in 293T(WT) and MCAK-Knockdown 293T(KD) using MCAK antibody.

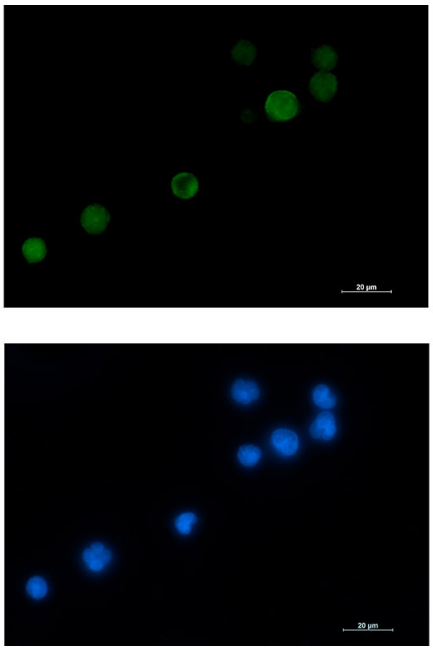

Immunocytochemistry analysis of MCAK (green) in Jurkat using MCAK antibody,and DAPI(blue).

9051 Mira Mesa Blvd, #910094
San Diego, CA 92191
Tel: 760-390-3989

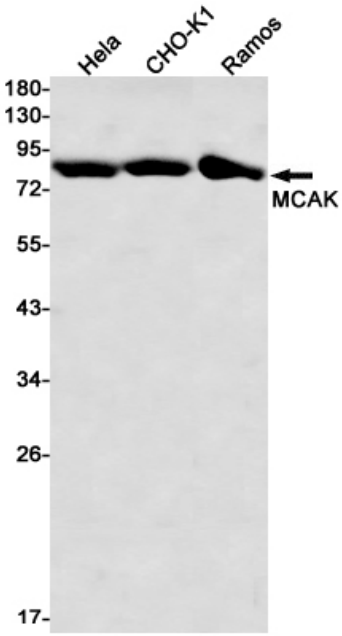

Western blot analysis of MCAK in Hela, CHO-K1, Ramos lysates using MCAK antibody.