9051 Mira Mesa Blvd, #910094
San Diego, CA 92191
Tel: 760-390-3989

[KO]TAF15 Rabbit mAb

ABZ4641

Product Overview

Name	[KO]TAF15 Rabbit mAb
Accession(Primary)	Q92804
Host Species	Rabbit
Clonality	Monoclonal
Isotype	IgG
Species Reactivity	Human, Mouse, Rat
Calculated MW	Calculated MW: 62 kDa; Observed MW: 77 kDa
Recommended Dilution	WB-1:1000-1:5000; IHC-P-1:100-1:200; ICC/IF-1:200-1:500; FC-1:50-1:100

Target information (Q92804)

Gene Name	TAF15
About Gene Symbol	TAF15 (TATA-Box Binding Protein Associated Factor 15) is a protein kinase and signaling regulator involved in cell signaling and proliferation. It is an important research target in cancer, cell signaling, and therapeutic target research and is widely stu

9051 Mira Mesa Blvd, #910094
San Diego, CA 92191
Tel: 760-390-3989



Western blot analysis of TAF15 in Caco-2(WT) and TAF15-Knockout Caco-2(KO) lysates using TAF15 antibody.

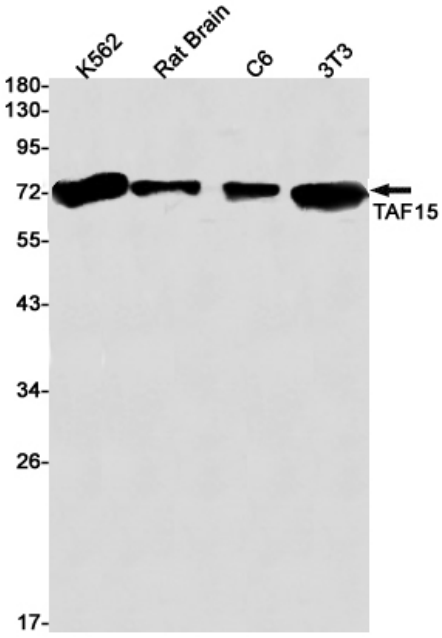

Western blot analysis of TAF15 in K562, rat Brain, C6, 3T3 lysates using TAF15 antibody.

9051 Mira Mesa Blvd, #910094
San Diego, CA 92191
Tel: 760-390-3989

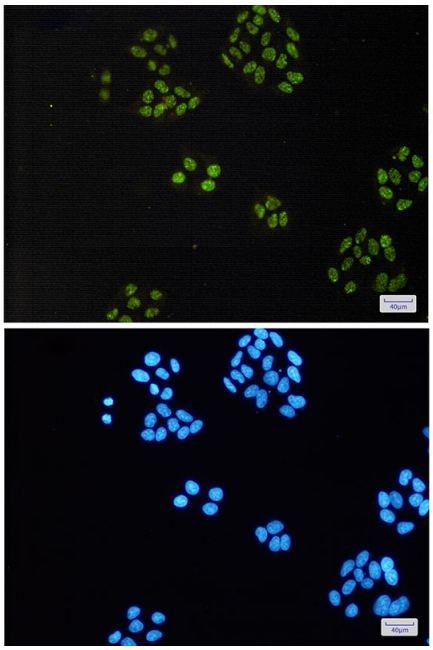

Immunocytochemistry analysis of TAF15(green) in Hela using TAF15 antibody,and DAPI(blue)

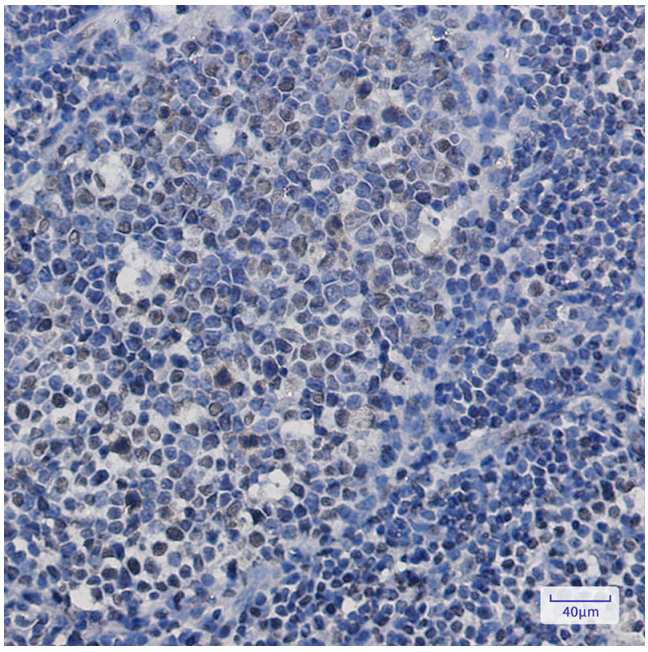

Immunohistochemistry analysis of paraffin-embedded Human tonsil using TAF15 antibody. High-pressure and temperature Sodium Citrate pH 6.0 was used for antigen retrieval.