9051 Mira Mesa Blvd, #910094
San Diego, CA 92191
Tel: 760-390-3989

[KO]Phospho-4E BP1 (Thr46) Rabbit mAb

ABZ4653

Product Overview

Name	[KO]Phospho-4E BP1 (Thr46) Rabbit mAb
Accession(Primary)	Q13541
Host Species	Rabbit
Clonality	Monoclonal
Isotype	IgG
Species Reactivity	Human, Mouse
Calculated MW	Calculated MW: 13 kDa; Observed MW: 15-20 kDa
Recommended Dilution	WB-1:1000-1:4000; IHC-1:50-1:200

Target information (Q13541)

Gene Name	EIF4EBP1
About Gene Symbol	EIF4EBP1 (Eukaryotic Translation Initiation Factor 4E Binding Protein 1) is a protein kinase and signaling regulator involved in mTOR/PI3K/Akt signaling and translational regulation. It is an important research target in cancer, cell signaling, and therap

9051 Mira Mesa Blvd, #910094
San Diego, CA 92191
Tel: 760-390-3989



Western blot analysis of Phospho-4E BP1 (Thr46) in HeLa(WT) and Phospho-4E BP1 (Thr46)-Knockout HeLa(KO) using Phospho-4E BP1 (Thr46) antibody.

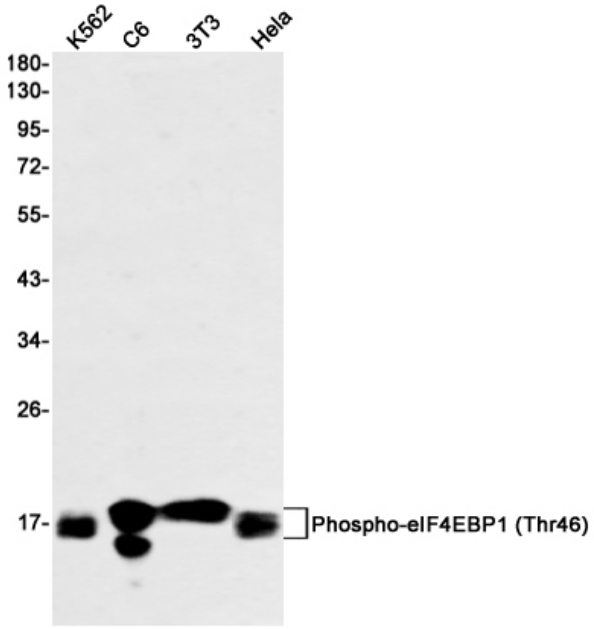

Western blot analysis of Phospho-eIF4EBP1 (Thr46) in K562, C6, 3T3, Hela lysates using Phospho-4E BP1 (Thr46) antibody.

9051 Mira Mesa Blvd, #910094
San Diego, CA 92191
Tel: 760-390-3989

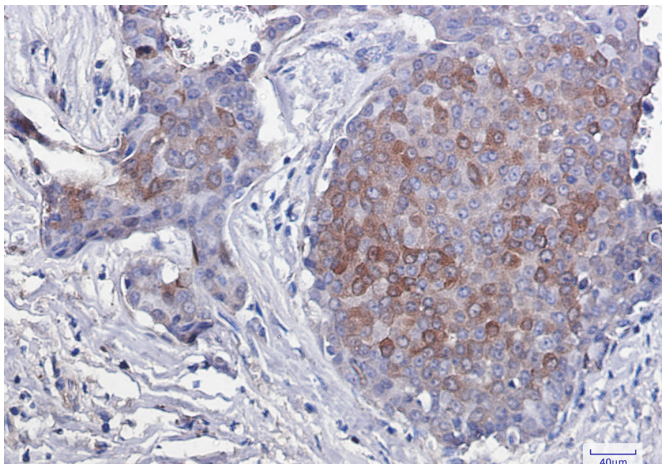

Immunohistochemistry analysis of paraffin-embedded Human breast cancer using eIF4EBP1/eIF4EBP2/eIF4EBP3 (Phospho- T45) antibody.High-pressure and temperature Sodium Citrate pH 6.0 was used for antigen retrieval.