9051 Mira Mesa Blvd, #910094
San Diego, CA 92191
Tel: 760-390-3989

[KO]4E BP1 Rabbit mAb

ABZ4654

Product Overview

Name	[KO]4E BP1 Rabbit mAb
Accession(Primary)	Q13541
Host Species	Rabbit
Clonality	Monoclonal
Isotype	IgG
Species Reactivity	Human, Mouse, Rat
Calculated MW	Calculated MW: 13 kDa; Observed MW: 15-20 kDa
Recommended Dilution	WB-1:500-1:1000; IHC-P-1:100-1:200; ICC/IF-1:200-1:500; FC-1:20-1:50; IP-1:20

Target information (Q13541)

Gene Name	EIF4EBP1
About Gene Symbol	EIF4EBP1 (Eukaryotic Translation Initiation Factor 4E Binding Protein 1) is a protein kinase and signaling regulator involved in mTOR/PI3K/Akt signaling and translational regulation. It is an important research target in cancer, cell signaling, and therap

9051 Mira Mesa Blvd, #910094
San Diego, CA 92191
Tel: 760-390-3989

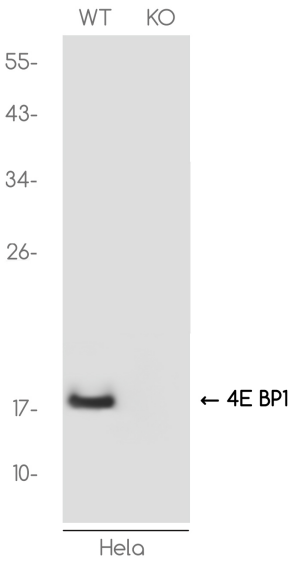

Western blot analysis of 4E BP1 in HeLa(WT) and 4E BP1-Knockout HeLa(KO) using 4E BP1 antibody.

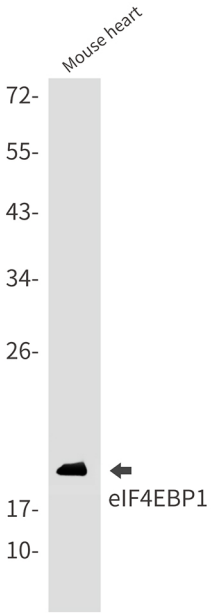

Western blot analysis of eIF4EBP1 in mouse heart lysates using 4E BP1 antibody.

9051 Mira Mesa Blvd, #910094
San Diego, CA 92191
Tel: 760-390-3989



Western blot analysis of eIF4EBP1 in Jurkat, C6, CHO-K1 lysates using eIF4EBP1 antibody.

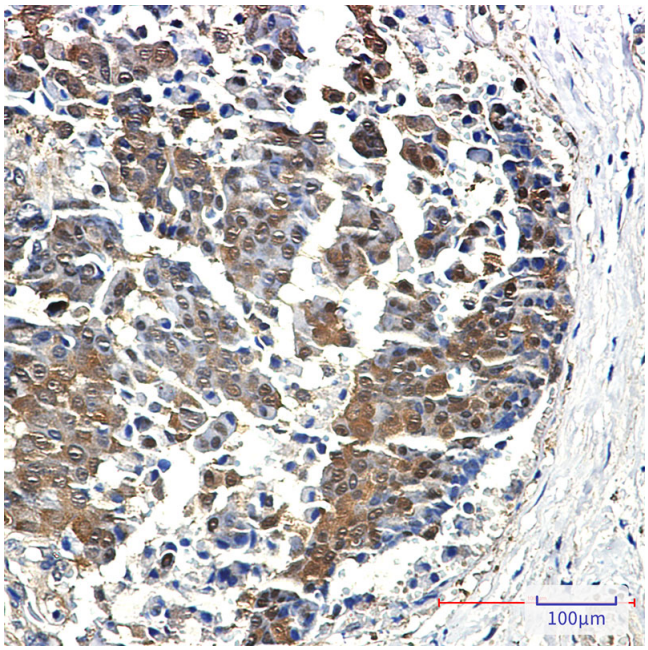

Immunohistochemistry analysis of paraffin-embedded Human breast cancer using eIF4EBP1 antibody. High-pressure and temperature Sodium Citrate pH 6.0 was used for antigen retrieval.