9051 Mira Mesa Blvd, #910094
San Diego, CA 92191
Tel: 760-390-3989

[KO]Bcl-XL Rabbit mAb

ABZ4659

Product Overview

Name	[KO]Bcl-XL Rabbit mAb
Accession(Primary)	Q07817
Host Species	Rabbit
Clonality	Monoclonal
Isotype	IgG
Species Reactivity	Human, Mouse, Rat
Calculated MW	Calculated MW: 26 kDa; Observed MW: 30 kDa
Recommended Dilution	WB-1:1000-1:5000; IHC-P-1:200-1:2000; IP-1:50-1:100; IF-1:50-1:200

Target information (Q07817)

Gene Name	BCL2L1
About Gene Symbol	BCL2L1 (BCL2 Like 1) is a protein phosphatase involved in apoptosis. It is an important research target in cancer, cell signaling, and therapeutic target research and is widely studied to elucidate cellular mechanisms and identify therapeutic targets.

9051 Mira Mesa Blvd, #910094
San Diego, CA 92191
Tel: 760-390-3989

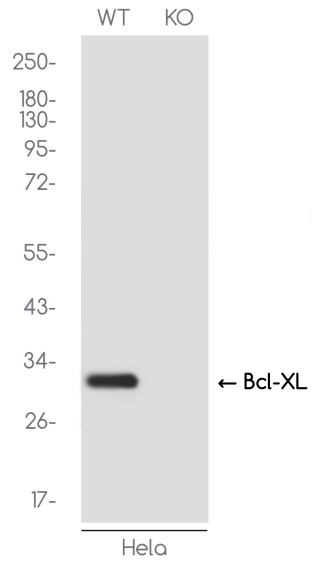

Western blot analysis of Bcl-XL in HeLa(WT) and Bcl-XL-Knockout HeLa(KO) using Bcl-XL antibody.

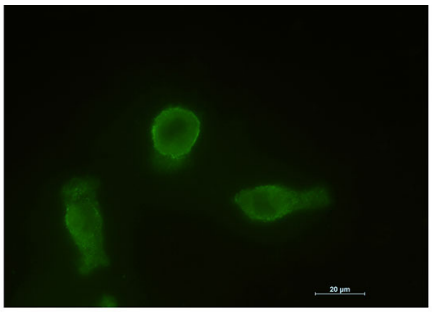

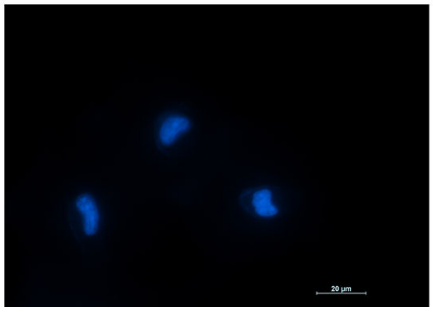

Immunocytochemistry analysis of Bcl-XL (green) in HT-1080 using Bcl-XL antibody,and DAPI(blue).

9051 Mira Mesa Blvd, #910094
San Diego, CA 92191
Tel: 760-390-3989

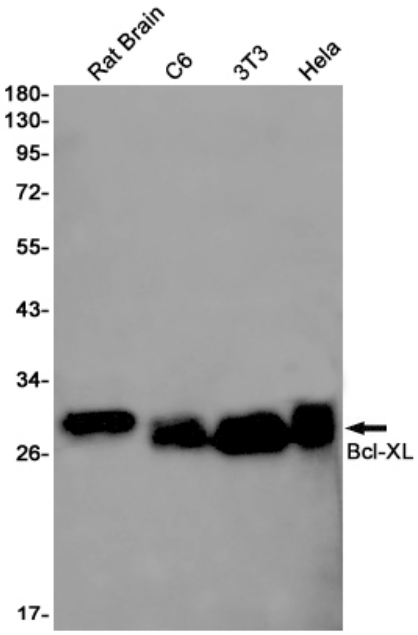

Western blot analysis of Bcl-XL in rat Brain, C6, 3T3, Hela lysates using Bcl-XL antibody.

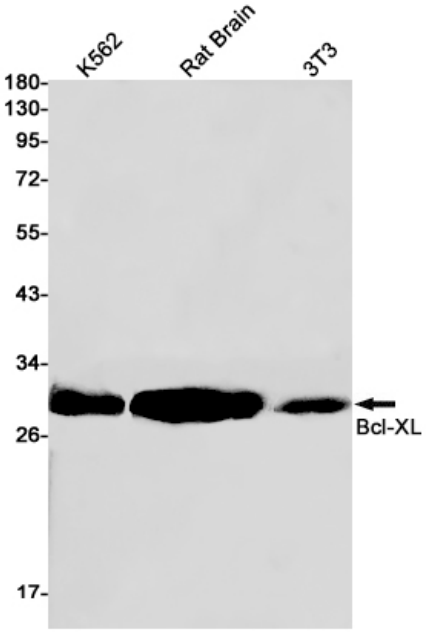

Western blot analysis of Bcl-XL in K562, rat Brain, 3T3 lysates using Bcl-XL antibody

9051 Mira Mesa Blvd, #910094
San Diego, CA 92191
Tel: 760-390-3989

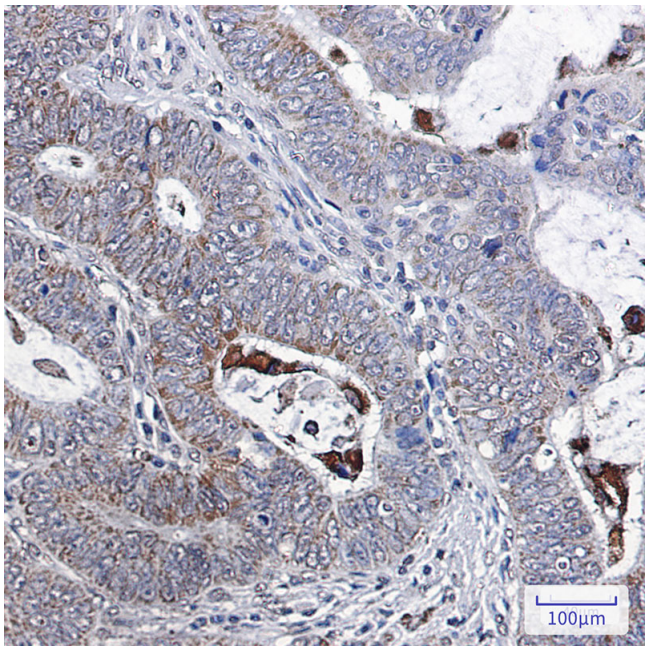

Immunohistochemistry analysis of paraffin-embedded Human colon cancer using Bcl-XL antibody.High-pressure and temperature Sodium Citrate pH 6.0 was used for antigen retrieval.