9051 Mira Mesa Blvd, #910094
San Diego, CA 92191
Tel: 760-390-3989

[KO]Eph receptor B4/HTK Rabbit mAb

ABZ4671

Product Overview

Name	[KO]Eph receptor B4/HTK Rabbit mAb
Accession(Primary)	P54760
Host Species	Rabbit
Clonality	Monoclonal
Isotype	IgG
Species Reactivity	Human, Mouse
Calculated MW	Calculated MW: 108 kDa; Observed MW: 135 kDa
Recommended Dilution	WB-1:500-1:1000; IHC-1:200-1:1000

Target information (P54760)

Gene Name	EPHB4
About Gene Symbol	EPHB4 (EPH Receptor B4) is a receptor tyrosine kinase involved in receptor-mediated signaling. It is an important research target in cell signaling, drug discovery, and cancer research and is widely studied to elucidate cellular mechanisms and identify therapeutic targets.

9051 Mira Mesa Blvd, #910094
San Diego, CA 92191
Tel: 760-390-3989



Western blot analysis of Ephrin Receptor B4 in HeLa(WT) and Ephrin Receptor B4-Knockout HeLa(KO) using Ephrin Receptor B4 antibody.



Western blot analysis of Eph receptor B4/HTK in MEF lysates using Ephrin Receptor B4 antibody.

9051 Mira Mesa Blvd, #910094
San Diego, CA 92191
Tel: 760-390-3989

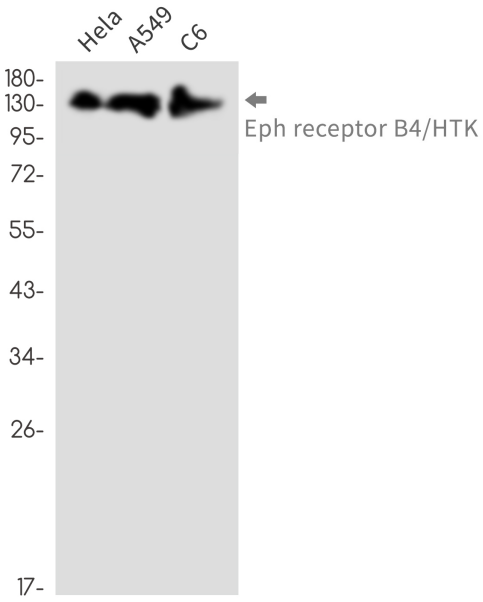

Western blot analysis of Eph receptor B4/HTK in Hela, A549, C6 lysates using Eph receptor B4/HTK antibody.

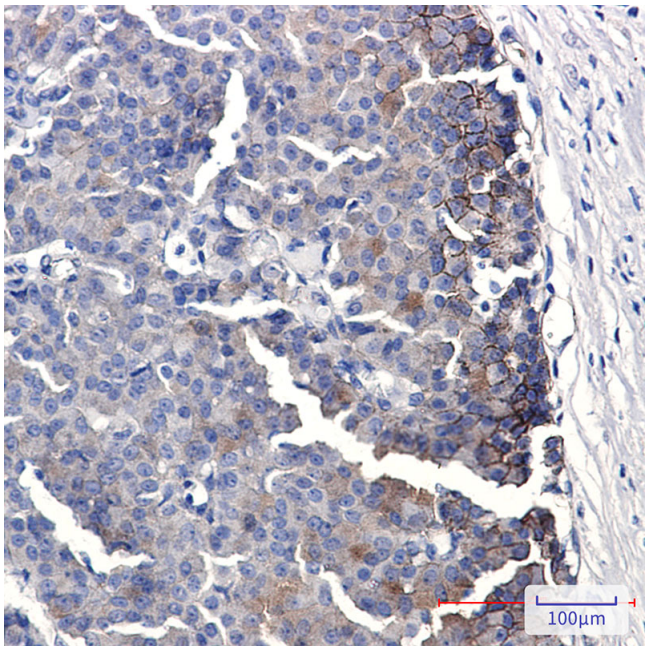

Immunohistochemistry analysis of paraffin-embedded Human breast cancer using Eph receptor B4/HTK antibody. High-pressure and temperature Sodium Citrate pH 6.0 was used for antigen retrieval.