9051 Mira Mesa Blvd, #910094
San Diego, CA 92191
Tel: 760-390-3989

# [KD]MCM5 Rabbit mAb

ABZ4687

## Product Overview

| | |
|---|---|
| **Name** | [KD]MCM5 Rabbit mAb |
| **Accession(Primary)** | P33992 |
| **Host Species** | Rabbit |
| **Clonality** | Monoclonal |
| **Isotype** | IgG |
| **Species Reactivity** | Human |
| **Calculated MW** | Calculated MW: 82 kDa; Observed MW: 82 kDa |
| **Recommended Dilution** | WB-1:500-1:2000; IHC-1:100-1:2000; IF-1:50-1:200 |

## Target information (P33992)

| | |
|---|---|
| **Gene Name** | MCM5 |
| **About Gene Symbol** | MCM5 (Minichromosome Maintenance Complex Component 5) is a metabolic enzyme involved in cellular metabolism. It is an important research target in metabolic disease, cancer metabolism, and drug discovery and is widely studied to elucidate cellular mechani |

9051 Mira Mesa Blvd, #910094
San Diego, CA 92191
Tel: 760-390-3989

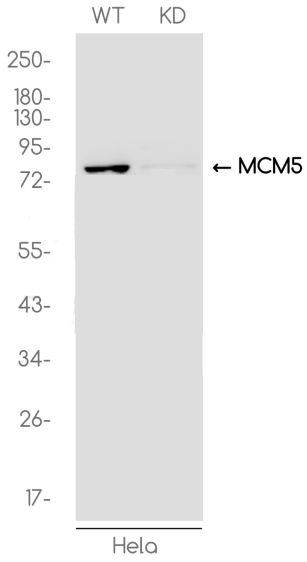


Western blot analysis of MCM5 in HeLa(WT) and MCM5-Knockdown HeLa(KD) using MCM5 antibody.




Western blot analysis of MCM5 in Jurkat, C6, Hela lysates using MCM5 antibody.

9051 Mira Mesa Blvd, #910094
San Diego, CA 92191
Tel: 760-390-3989

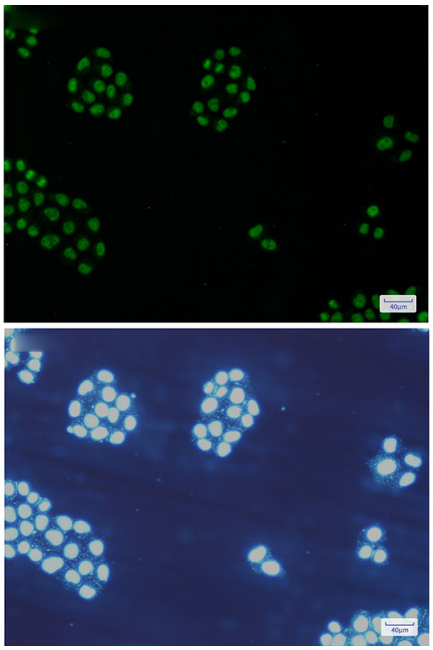

Immunocytochemistry analysis of MCM5(green) in Hela using MCM5 antibody,and DAPI(blue)

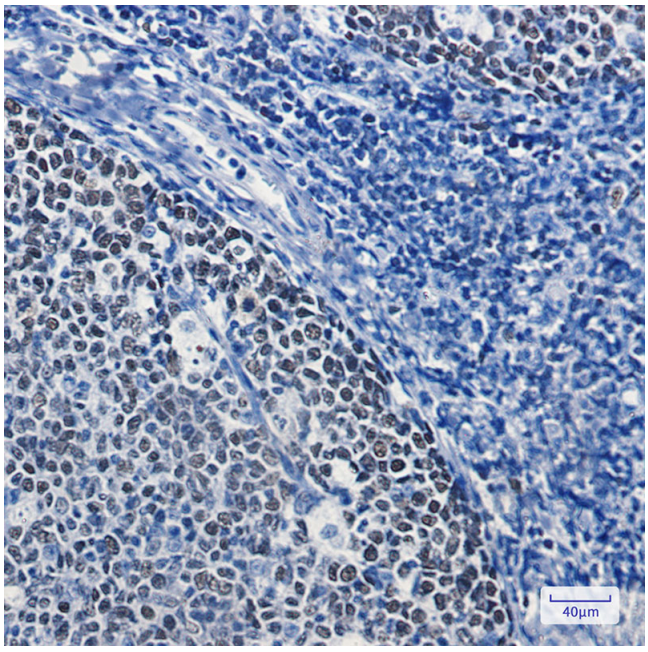


Immunohistochemistry analysis of paraffin-embedded Human tonsil using MCM5 antibody. High-pressure and temperature Sodium Citrate pH 6.0 was used for antigen retrieval.